

THE LANDINGS

www.eaa75.com

Newsletter of Chapter 75
Quad-Cities of Illinois and Iowa, USA

February 2014

THE EXPERIMENTAL AIRCRAFT ASSOCIATION



From The Desk of the President

Thanks to Mike Nass for presiding at the January meeting. Mike will again preside this month. We will return the end of February, so will be at the March meeting.

I have attended a couple of the local Chapter 595 meetings. They meet on Sunday afternoons twice a month. One of the meetings was at the President Don Schuanke's home and shop. He is still working on his RV12, making final changes to the electronics at this time. He said he is going to stick with the electronic package he has now. The panel equipment keeps updating faster than you can install it, so eventually a decision needs to be made, then stick with it.

Thanks to Bob Jones for a great presentation on his activities while flying in the Military. I have received many good comments and compliments from the membership regarding his presentation. Thanks again Bob.

I have had time recently to join in on a few of the EAAs' Webinars, and find them to be very informative. The subject matters of the webinars are very di-

verse and can be very helpful for our membership when going through various stages of involvement in our aviation interests. Currently there are several past webinars on the archives page. Each one that has been presented in the past can be viewed on your computer. Many have excellent guidelines while working through the subjects pertaining to your project. Wings credit is available for some of them. There are 11 scheduled from 01-29-14 through 06-04-14, check them out. See page 12.

The last one brought up many questions regarding buying, selling, maintenance, airworthy conditions, materials to use or substitute and paper-work trail were all covered in the recent one "Buying and Selling Amateur Built Aircraft and Projects" done on January 23rd. I highly recommend everyone listen to this one.

We were approached by the EAA B-17 Tour group requesting Chapter 75 to host the tour on one of the dates they have available this summer. The Board of Directors was polled by e-mail for their comments.

(Continued on page 2)

Bob Jones at the January Meeting - Flying Helicopters in Vietnam



Next Meeting - February 8th - 7 PM - Mike Nass - Selling Aircraft Parts on E-Bay
[Deere Wiman Carriage House — 817 11th Avenue Moline, Illinois \(click for a Map\)](#)

February 8th Chapter Meeting

The February Chapter meeting will be held on **Saturday, February 8th at 7PM**. It will be held at the Deere-Wiman Carriage House, located at 817 11th Avenue in Moline, IL.

This month's meeting will feature a presentation by Mike Nass. Per Mike's e-mail..... My topic will be "Clean your hangar for Cash". I will give some options on how to sell any left over parts or unused items. How and where to sell them with the main focus on selling parts on EBay. I have been selling airplanes and parts for a few years now so I'm no expert but have learned a few things to give some pointers.

Come and see Mike, your fellow chapter members and don't forget, you can pay your 2014 EAA Chapter 75 dues at the meeting. Still a bargain at \$10. All are invited. **Bring a friend!!**

From The Desk of the President (cont.)

(Continued from page 1)

The one comment that will not allow a Davenport stop is the fact that the runways will be redone this summer, thus closing part of the airport. We don't know the schedule on when this will occur or when the airport will be back in full operation.

Thanks to Don Grundstrom and all who helped with the first Saturday coffee and donuts in January. The February 1st event will be Biscuit & Gravy, donuts and coffee at Jim Goetsch's hangar at the Moline airport. If you get lost or no one is at the gate, call Jim on his cell phone 309-314-0002.

More to come regarding our event scheduled in March with the girl scouts. They are always a fun group to work with.

The program for February will be presented by Vice President Mike Nass. See the above note for the details. Happy Flying - Jim

Two of Our Favorites - CLOSED! (from Adam Santic)

Belgian Village Inn located at 560 17th Ave in Moline is closing on February 1, 2014.

A landmark Moline restaurant is closing. Owners of the Belgium Village Inn announced they are calling it quits and Saturday, Feb. 1, 2014 will be their last day of business.

Your 2014 EAA Chapter 75 Dues ARE NOW DUE - Send your \$10 to Ed Leahy or See Ed at the February Meeting

The Newsletter e-Mail Will Tell You if You Have NOT Paid the 2014 Dues

(Ed's Address is on the Last Page of Newsletter)

In a letter, the owners explained they are closing both locations of the business for health reasons. They purchased the longtime business in 1997.

Known as the home of the VandeRuben, the Belgium Village Inn is famous for its huge Ruben and other sandwiches that are simply too big to hold with two hands.

Good Earth Restaurant

The Good Earth Restaurant located at 5900 Highway 61 South, Muscatine, Iowa within walking distance across the street (1 mile) from the Muscatine Municipal Airport has OFFICIALLY CLOSED FOR GOOD.

The Good Earth Restaurant official statement on the closing on the restaurant on their Facebook page (December 5, 2013):

The Good Earth Restaurant is now closed! We would like to thank all our customers for their continued loyalty. We have made many friends and have many pleasant memories! We also wish to thank all our employees for their many years of dedication! Some of our employees have been with us since we opened 16 years ago!

January Board of Directors Meeting Minutes

CALL TO ORDER: The meeting was called to order by Chapter Vice-President Mike Nass at 6:35PM.

MEMBERS PRESENT: Mike Nass, Ed Leahy, Tom Shelton, Ron Ehrecke, Ron Franck and Marty Santic. A quorum was present.

THOSE NOT PRESENT: Jim Smith, George Bedeian, Dave Jacobsen.

OTHERS PRESENT: Andrew Poppy, Adam Santic, Cy Galley and Spence Gray.

TREASURERS REPORT: The treasurer's report was read by Ed Leahy. A motion to accept the treasurer's report was made by Tom Shelton and was se-

January Board of Directors Meeting Minutes

conded by Ron Ehrecke. Approval by the board was unanimous.

OLD BUSINESS: Nametags – Tom Shelton has some information from the EAA leadership meeting he recently attended and will bring it to the next meeting. Marty Santic will do the same.

Some time ago, a number of us met with regard to growing the chapter. We will revisit this subject. Tom Shelton will find the old notes and send them to the board for future action.

NEW BUSINESS: Andrew Poppy our Young Eagles Coordinator has been contacted by the Eastern Iowa and Western Illinois Girl Scouts. “Journey to the World” is an annual event and this year a STEM aspect (Science, Technology, Engineering and Math) will be a player. The Girl Scouts are looking for community participation. Andrew will get the additional information on how the chapter can help. Motion to participate was made by Ron Ehrecke. Seconded by Ed Leahy. Andrew will contact the Girl Scouts and will check and see if they want an Aviation Day, as we have had in the past or would just want to fly as new Young Eagles.

Motion to donate \$100 to the Deere Wiman Butterworth trust in appreciation for granting us the meeting place. Motion by Ron Ehrecke, seconded by Cy Galley.

A motion to adjourn the meeting was made by Ed Leahy and was seconded by Tom Shelton. The meeting was adjourned at 6:54pm.

January General Meeting Minutes

CALL TO ORDER: The meeting was called to order at 7:02pm by Vice-President Mike Nass.

VISITORS AND NEW MEMBERS: A total of 40 members and guests were present.

TREASURERS REPORT: The treasurer’s report was read by __ (name). The treasurer’s report was approved at the Board of Director’s meeting. OR

The treasurer’s report was read by Ed Leahy. His report was accepted at the board meeting.

TOOL LIBRARY: Per Ron Franck the DeWalt angle grinder has been repaired. Keith Williams is

looking for a nice label maker for the new panel in his refurbished RV-6.

TECH COUNSELOR REPORT: Cy Galley indicated anyone can write an article for the EAA Experimenter. He has written many and the EAA will pay you a few dollars. If you have anything that might be of interest, contact him and he will help.

FLIGHT ADVISOR REPORT: Nothing to report.

REPAIR BARN: Was a meeting just before Christmas to conduct a post OSH review. Suggested changes have been made to the Repair Barn operations document. Once this document is finalized, it will be forwarded to the general membership.

YOUNG EAGLES: See the Board of Directors minutes.

PROGRAM COORDINATOR: Mike Nass in February.

AIR ACADEMY ADVISOR: Nothing to report.

MEMBERSHIP COORDIATOR: Nothing to report.

ACTIVITIES / FLY-IN/OUT COORDIATOR: Nothing to report.

NEWSLETTER EDITOR: Keep sending your articles!!

WEB EDITOR: Nothing to report.

OLD BUSINESS: See the Board of Directors minutes.

NEW BUSINESS: See the Board of Directors minutes.

A motion to adjourn the meeting was made by Cy Galley and was seconded by Bob Olds. The meeting was adjourned at 7:40p.

THE EVENING PROGRAM: A great program on Helicopter Flying in Vietnam by Bob Jones. If you missed this presentation, we will forgive you. But you missed one of the BEST!!

Do NOT miss the FEBRUARY PROGRAM!! Mike Nass has something special!

These minutes respectively submitted by Marty Santic.

1st Saturday Coffee at the Davenport Airport w/ Don Grundstrom



Last Month's Chapter Meeting Program w/ Bob Jones

If you missed the last meeting at Deere Wiman, you missed a fantastic and very informative program. Thanks Bob!



Yes You Can Still Fly! (from Tom Shelton)

Since we are all eager to fly on an occasionally warmer day, we will likely taxi through some slush. That snow and slush can make its way around the brakes. If it does, after takeoff, there is a chance it could freeze between the pad and disk as altitude increases and temperature drops. This can be particularly nasty if your plane has wheel pants where slush is more likely to accumulate.

Some things to consider:

- avoid the slush if possible
- remove wheel pants (if equipped) for winter operations
- minimize use of brakes during taxi that would heat the brakes possibly causing snow and ice to melt into the brakes

The temps at take off on my last four flights were: 12, -14, 8 and 15, and the heater worked great! I'm ready for Spring!!

Any Interest in a Chapter Trip? (from Spence Gray)

I had an idea this morning. Flying weather recently hasn't been very good. So I'm wondering if we set up a date to travel over to JA Air in Sugar Grove, IL to use the full motion Redbird simulator. They are a full FBO with service and avionics shop as well so maybe we could line up a tour of facilities for those not using the simulator. Just thought this might be a good idea to keep current and do a little flying.

[Click here for more info and a photo of the sim!!](#) Send me an e-mail if interested. spence_g@hotmail.com



Don Grundstrom Adds Another to His Collection - This One is Special!



Diane and Ross Carbiener Attend EAA Aircraft Building Workshop in Oshkosh

On January 24th Ross and I drove to Oshkosh, WI, for a workshop to be held at the EAA museum. My workshop was “The Fundamentals of Aircraft Building” taught by Mark Forrest of EAA. It started bright and early on Saturday morning, arrive at 7:30 to get registered and the class to start at 8. (Yes, that’s AM!, way too early for me).

When we arrived on Friday, we had some time to walk around the museum. I’ve been here many times, but still completely enjoyed seeing it again. We also saw the fairly new “Founders Wing”, which is a tribute to the late Paul Proberenzky.

My class had 15 people, some who had no experience, just trying to decide if they were capable of building their own airplanes.

Our first project was building a wooden wing rib in a in a pre-made jig. This was my first time putting one together from start to finish, so I learned how to cut the wood to fit, make gussets, glue and staple. I’ve included a picture, but not too much of a close up for all you experts out there.

Mark, our instructor, works full time for the EAA and was very personable, knowledgeable, informative and patient with all of us. We watched a slide show before each project, while he was explaining how to do it. I discovered the hardest part about the rib was removing all those staples I used to hold the gussets on after I glued them. After each project, Mark took us on a short tour of the museum, showing us planes made of the materials we were using, wood, composite and metal.


The local EAA chapter was kind enough to take orders for sandwiches from Subway. They had them all ready for us at noon along with chips, drinks and cookies. It saved us all from having to run out somewhere for lunch, (when the weather was not friendly those days). We also received good entertainment during lunch with speaker and President of EAA, Jack Pelton.

Next project, composite! I learned how to cut fiber glass, paint resin on a metal work service and then lay on the fiber glass, foam center, more fiber glass and resin. I made a “T” shape out of fiber glass. (Picture included). Mark showed us “SpaceshipOne” replica, all made out of composite, that Mark helped to build. It looked fantastic! Wish I’d thought to take a picture.

OK, composite “T” is drying. We watch a slide show (with Mark narrating) about putting fabric on an airplane. I get a wooden frame and showed how to cut the fabric (dacron) to fit the square. I am ready to use the poly brush to glue the dacron to the sides of the frame. This is a little tricky, but my Christmas wrapping skills help me out here. I am reminded later, by Ross, that there is usually no sharp corners like that square frame on an airplane. So I feel much better about how it looks.

EAA offered a pizza dinner while Charlie Becker, of EAA, talked

(Continued on page 7)



Diane and Ross Attend EAA Aircraft Building Workshop in Oshkosh

(Continued from page 6)

about building from scratch and from kits. He is very personable. He even offers to take those who are interested, on a tour of the Sonex factory, which is located on the field.

Sunday morning, workshop starts at 8AM. I grab my frame and learn how to glue on an inspection ring, cut a doily out of Dacron, to place over it, then painted on the poly brush. This part is pretty smelly so we all get it done fast!

Lunch again hosted by the local EAA chapter and Jeremy Monett, CEO of Sonex, is our speaker. Lots of interesting information.

Last project is building a metal mini rib section. I get to shape my own ribs from a flat piece of metal, clamp the top and bottom sheets on the ribs with clecos, mark all the holes for drilling, put it all together then rivet it. I felt pretty good about the riveting as I've done some of that in the past.

Keith Williams RV-6 Panel Upgrade Progress

(from Keith Williams)

I am passing along some pictures from the Winter Hut showing how the panel upgrade on the RV6 is coming along. (PLEASE - [Click on this link to open the EAA Experimenter](#). A very nice article by Keith Williams and Cy Galley is on Page 24!!)

This first picture is from last Fall when I started this. The panel had 28 items - 22 analog gauges and 6 radio type units.

This next one is the panel as of early January - it looks quite a bit simpler, with 5 items instead of 27. At this point I had removed all of the old items and sold them. I then trimmed back much of the old panel, made up the new panel and mounted the new avionics. The new panel has a Skyview EFIS on left, a Dynon D-6 backup EFIS to the right, and a Garmin 650 to the right of that. Below the D-6 are a new Dynon Com and Intercom. The Dynon intercom will also serve as an audio panel with two switches below the Com/intercom to select Com 1 or 2 and Nav audio. The panel to the right is removable and can be a place for the IPAD or a second smaller Skyview. With this new arrangement all is removable from the front giving access to the boxes behind the panel. At this point the units were mounted but none of the be-

(Continued on page 8)



We finished up around 3PM. I had a wonderful experience. The instructor was good at speaking and teaching. He knew his subjects. We got to meet other like minded aviation enthusiasts and talk about airplanes all weekend, which you know we all love to do. I would recommend this class in particular, and if one type of building really caught your attention you can take a class specifically for that media.



Bob Johnson's Progress on the RV-8

This is what my nose art might look like, Victory Girl. A California company, is helping me design it. When we get it the way we want, she will make it into a decal. --Bob Johnson.



Keith Williams RV-6 Panel Upgrade Progress (cont.)

(Continued from page 7)

Behind the panel work had started.

This next one is a couple of weeks later and shows how the boxes behind the panel are located. Behind the Skyview on the left is the box for engine sensor inputs. The unit barely visible through the D-6 opening is a network hub which receives info from the other boxes and passes it to the Skyview. Behind the Com/intercom openings and below engine controls are the Skyview back up battery and a box that takes Nav data from the G650 and passes it to the Skyview. Behind the iPad space are the transponder and main part of the Com radio. Still to be mounted are three boxes in the tail (main Skyview computer for flight data, remote compass for the D-6 and the ADSB re-

(Continued on page 9)



Keith Williams RV-6 Panel Upgrade Progress (cont.)

(Continued from page 8)

ceiver) plus the autopilot servos. They appear to be direct replacements for the TruTrak servos I used before.

The above boxes had the difficult wiring harnesses done by Steinair (avionics dealer near Minneapolis). But I will be doing quite a few of the less complicated

ones. Over the last week or so I have started on that. This picture is of my desk in the pole barn showing some progress on my first harness. It goes from the Panel Mounted Com to the remote main Com and to the Intercom, mike and phones. Much different from when I wired the RV6 the first time, twenty years ago. I'm even becoming "D-sub Pin" literate. Imagine that!



On another subject, last week I received the Van's RV12 mod kits for tank vent and for canopy sealing. Plan to start installing them along with the other fuel

Might be Too Cold to Fly - But Not Too Cold to Build - John Bruesch's Spacewalker II Progress (John Bruesch)

Here are some photos of my Spacewalker II construction...

Closing up the main spars (boxed I-beams). Using my router with a "bottom cleaning bit" to create a simple planing jig. Center spars -- 001 - 002 - 006 - 008 - 015. Outer spars -- 010 - 011.

My thanks to Ron Franck for finding some useful Spacewalker spar clamps for me to use!



Internet Links from Our Readers

Marty Santic – [Kitfox Desert Flying 2013](#)

Marty Santic – [Time Lapse from the LAX Tower](#)

Mike Smith – [WW II Seafire XV](#)

Larry Geiger – [WW II UK Fighter](#) - If you like old aircraft you will love this one, it is the only one of its kind left flying in the World.

Marty Santic – [Nellis AFB Weapons School Part 1, AND, Nellis AFB Weapons School Part 2](#)

Marty Santic – [Space Oddity – Still a CLASSIC!](#) - A revised version of David Bowie's Space Oddity, recorded by Commander Chris Hadfield on board the International Space Station. 20 Million views on YouTube.

Cy Galley – [75 Years Since the Hiddenburg Disaster](#) – An amazing set of photos.

John Smith – [The B-24 Liberator Assembly Plant](#) – When America took pride in their work.

Tom Shelton – [Ketchikan: The Bush Pilots](#) - Ketchikan: The Bush Pilots chronicles the history of aviation in Southeast Alaska, from the pioneer bush pilots integral to developing the area to today's bush pilots who keep commerce humming and communities connected. Through all the industry booms—mining, fishing, logging, tourism—Ketchikan's bush pilots have been a lifeline, serving as scouts, air taxi drivers, medivacs, and the Pony Express all rolled in to one. Without them, Ketchikan's remote communities would remain distant and sea-locked.

Cy Galley – [Bernard Zee's Chino Planes of Fame](#) - The Planes of Fame Air Show in Chino, CA was an excellent opportunity to get my fill of WWII vintage warbirds. Many different types of fighters and bombers were flying for the show including: P-51s, P-40s, P-38s, F4Us, Zeros, Val, Spitfire, Hellcat, Wildcat, Firefly, Bearcat, Fury, B-25s, and a B-17. As a bonus, there was a WWII ground reenactment (complete with tanks and halftracks) which provided the icing on the cake!

Mike Smith – [More Benard Zee – Edwards Air Force Base](#)

Marty Santic – [Space Station Tour](#) - This video will chew up 25 minutes of your life, but it's a tour you'll never forget if you have any interest at all in the space program. Save it for a time when you can view it; it's a really interesting piece of info and history.

John Bender – [Brussels Air Museum](#)

Ron Franck – [Flying the Me262](#)

Larry Geiger – [More Paragliding](#) – Flying in Europe, Touch - Jean-Baptiste Chandelier, fantastic scenes, amazing what this guy can do.

John Smith – [Latest from the Blue Angels](#)

Cy Galley – [Aeronca Champ on Skis from 1985](#)

John Smith – [The Seafire Restoration in Columbia](#)

Mike Smith – [A Tribute to Those that Have Protected Out Freedom – A Must See](#)

Cy Galley – [The Molesworth Pilot Newsletters](#)

Larry Geiger – [Finding Beauty in Wrecked and Rotted Airplanes](#) – A nice collection of photos.

John Smith – [The Boeing Eye](#) - Neat machine - uses (2) Ford Ranger truck engines converted to run on hydrogen. Can stay aloft for 4 - 10 days at 150 mph, and provide 24/7, 365 deg. World surveillance.

John Bender – [9V Battery Safety](#) – They can burn down your house.

Keith Williams – [Aircraft Jigsaw Puzzles](#) – Got time? Keith suggests this website. An interactive jigsaw puzzle of some of your favorites.

Marty Santic - [Flightcrew Bad Mouths the Controllers](#) - An open mic is a WICKED thing!

2014 EAA Calendars Will be Available



EAA CHAPTER 75 – QUAD CITIES
1ST SATURDAY COFFEE AND DONUTS
MEMBER OR NON-MEMBER
ALL ARE INVITED – BRING THE FAMILY

**FREE COFFEE AND DONUTS AND SOME
GOOD HANGAR TALK AT JIM GOETSCH'S HANGAR**

SATURDAY, FEBRUARY 1, 2014
8:30 – 11:00 AM (RAIN OR SHINE)

Hosted this Month by:
Jim Goetsch
Quad Cities Intl Airport



DRIVE IN – HOPE TO SEE ALL

This month, hope to see all at our 1st Saturday of the Month coffee hosted by Jim Goetsch. Come for some good hangar talk and see all of Jim's projects. Jim has a very large hangar and there will be room for all.

FLY IN: Moline Airport (MLI). Flying in, just tell ground you want parking at the T hangars. Once in the area, turn left (east) and you will see us.

DRIVE IN: Come to the South side of the airport. Coming off the end of I74, turn left (east) on Highway 6, then right (south) on Highway 150 then right (west) on 78th Ave. along the south side of the airport. Turn right at the airport sign, take the 4th left to the security gate area. We will have someone at the gate to let you in. Call Jim Goetsch's cell at 309-314-0002 if you have a problem.

Local Calendar of Events

For many other Aviation Related events, visit the following websites. Click on the following links. Will only list events submitted to the editor and other most local events here.

[EAA Aviation Calendar of Events](#)
[AOPA Aviation Calendar of Events](#)
[Iowa DOT Office of Aviation Calendar](#)
[Wisconsin Fly-Ins and Airshow Event Calendar](#)
[Illinois DOT Division of Aeronautics Newsletter](#)
[Fly-In Calendar Website](#)
[Fly-Ins.com Calendar Website](#)
[Fun Places to Fly Website](#)
[Social Flight Calendar](#)
[Midwest Flyer Magazine Calendar](#)

February 1, 2013

EAA Chapter 75 1st Saturday Coffee and Donuts And BISCUITS and GRAVY at the Quad Cities Airport (MLI) 8:30AM at Jim Groetch's hangar.

Send event information on those activities that would interest the membership. Will be delighted to include any information on aviation related activities, fly-in breakfasts, etc. e-Mail your information to marty.santic@gmail.com

Classified Ads

DAR Services: Amateur Built/Light Sport Airworthiness Certification Inspections, Ferry Permits (Certified and Experimental), Replace lost/damaged Airworthiness Certificates (Certified and Experimental). Call Ross Carbiener (A&P) at 309-738-9391.

For Sale: Overhauled Std bare cylinders 320 wide deck 150 hp. I have all the other old cylinder parts as removed. Starter, flywheel, alternator, alternator brackets, vac pump, fuel pump & air shroud. The engine is from a 1965 Piper Cherokee 140. Contact Terry Crouch at 563-370-6126.

Partners WANTED: Looking for other pilots to buy an LSA. Bob Nash. 309-944-2212

Hangars Available: At the Davenport Airport!! Call Tom Vesalga at **563-326-7783**.

For Sale: One share in the Four Seven Jays Flying Club. The club plane is an extremely well maintained 180HP 1973 Cessna 172M hangared at MLI. IFR equipped. Paint and interior new 2003. The follow-

February 8, 2013

EAA Chapter 75 Monthly Meeting at the Deere-Wiman Center at 7PM. www.eaa75.com

Upcoming EAA Webinars

Go to www.eaa.org/webinars to register

Feb 5 8 p - **How To Flunk an Annual Inspection**
Feb 12 7 p - **LSA Documentation - What's In Your Logbooks?**
Feb 19 7p - **Vintage Aircraft: Your Gateway to Affordable Flying**
Feb 25 7p - **Competition Aerobatics - Moving up from Sportsman to Intermediate**
Mar 5 8p - **Diagnosing High Oil Consumption**
Mar 12 7 p - **Advanced iPad Flying**
Mar 19 7p - **SuperVee to AeroVee Engine History**

ing avionics were installed in 2010: Garmin GMA-340 Audio Panel/ICS/Marker, Garmin GNS-430W WAAS GPS/Garmin GI-106A CDI, Garmin 496 GPS, panel mounted, coupled to 430, Garmin GTX37 Transponder. Asking \$4000. Dan Murphy 309-230-2679, Ron Ehrecke 309-762-3210, or Ralph Stephenson 309-737-6902.

For Sale: Flying Country Club shares for sale. Will sell any amount you need at \$35.00 per share, buyer pays transfer/activation fees, call Ray Holland at 563-359-0450.

Yes!! The Warm Weather WILL Return..... (Maybe??)



To place an ad: Submit requests for aviation related For Sale or Want ads to the newsletter editor. Ads are free to Chapter 75 members. Ads from nonmembers will be run on a space available basis. Ads will be run / re-run at the newsletter Editor discretion. If we run out of room, will make some more!!

Chapter 75 Merchandise Now Available

(from Marty Santic)

As mentioned at the last meeting, baseball caps are now available with the new Chapter 75 logo. The caps are of nice quality and the logo is embroidered, not printed. The caps are available for \$10 and will be available at our future monthly meetings. I will ship in a Priority Mail package for an additional \$5.00, if you cannot make one of the meetings. The normal price from Vistaprint.com is \$16. I ordered 30 and received a discount. If you would like a cap, please send me an e-mail. marty.santic@gmail.com If you would like me to ship, send a check to Marty Santic, 3920 E. 59th St., Davenport, IA 52807

Also available via CafePress are men's clothing items such as T-shirts, sweatshirts and jackets, women's clothing items, child's clothing items, accessories and holiday items with the logo. The logo is printed and not embroidered on all of the items from CafePress.

I displayed one of the T-shirts at the last meeting. Nice quality, the printing is not raised on the fabric surface. So the fabric remains nice and soft.

You can visit the Chapter 75 store by going to www.cafepress.com/eachapter75. All items are



Baseball Cap in Light Khaki



Men's Polo and Women's T-Shirt

shipped directly to the buyer. All you need is a credit card. Many items are available from CafePress (www.cafepress.com) If you see an item that you would like added to our webstore, let me know.

EAA CHAPTER 75 OFFICERS

(Effective January 2014)

President
Jim Smith
 387js@mchsi.com 563-322-5485

Vice President
Mike Nass
 gatewayaviation@yahoo.com 563-243-4891

Treasurer
Edward Leahy
 me24nas@mchsi.com 563-285-4352

Secretary
V. George Bedecian
 vgb@q.com 563-381-3113

Board of Directors
David Jacobsen
 davjacobsen@mchsi.com 563-243-5966
Tom Shelton
 tshelton72@gmail.com 563-332-4202
Ron Ehrecke

ehrecke@sbcglobal.net 309-236-9785
Jim Smith - President
Mike Nass - Vice President
Edward Leahy - Treasurer
V. George Bedecian - Secretary
Marty Santic - Newsletter Editor
Ron Franck - Tool Librarian

Flight Advisor
Bernie Nitz
 bernien@qconline.com 309-787-0813

Technical Counselors
Terry Crouch
 Q1terryndt@aol.com 563-359-4127
Cy Galley
 cgalley@mchsi.com 309-788-3238
Paul Kirik
 pjkirik@mchsi.com 309-781-0002
Jim Smith
 387js@mchsi.com 563-322-5485

Tool Librarian
Ron Franck
 franck@geneseo.net 405-538-9372

Repair Barn Chairman
Cy Galley
 cgalley@mchsi.com 309-788-3238

Coordinators
Andrew Poppy (Young Eagles Coord.)
 andrewpoppy@hotmail.com 309-737-1734
Spence Gray (Activity/Fly-Out Coord.)
 spence_g@hotmail.com 563-639-3105
Gina Gore (Air Academy Advisor)
 gore_gina@yahoo.com 563-940-6273
Paul Fisher (Membership Coord.)
 rv7a.n18pf@gmail.com 309-230-8719
Ron Ehrecke (Program Coord.)
 ehrecke@sbcglobal.net 309-236-9785

Web Site Editor
Cy Galley
 cgalley@mchsi.com 309-788-3238

Newsletter Editor
Marty Santic
 marty.santic@gmail.com 563-344-0146

We would like to make you aware that as always, in past, present, and future, any communications issued by Experimental Aircraft Association, Chapter 75, regardless of the form, format, and/or media used, which includes, but is not limited to, "The Landings" and audio/ video recordings is presented only in the light of a clearing house of ideas, opinions, and personal experience accounts. Anyone using ideas, opinions, information, etc. does so at their own discretion and risk. Therefore, no responsibility or liability is expressed, or implied, and you are without recourse to anyone. Any event announced and/or listed herein is done so as a matter of information only and does not constitute approval, sponsorship, involvement, control or direction of any event (this includes Oshkosh). Bottom line, we are responsible for nothing. Please read, listen, enjoy, and be careful out there.

Marty Santic
Chapter 75
3920 East 59th Street
Davenport, IA 52807-2968



**Always Remember.....
The Time Spent Flying is NOT Deducted
from Your Lifetime!**

Chapter Website
www.eaa75.com

QUAD CITIES CHAPTER 75 MEMBERSHIP APPLICATION/RENEWAL FORM

New Member
Renewal
Info Change

Membership dues for EAA Quad Cities Chapter 75 are \$10/year.
Make checks payable to EAA Chapter 75
Mail application/renewal to:
Ed Leahy - EAA Chapter 75
3211 South 25th Avenue
Eldridge, IA 52748

National EAA offices:
Experimental Aircraft Association
EAA Aviation Center
PO Box 3086
Oshkosh, WI 54903-3086
<http://www.eaa.org>

National EAA Membership:
1-800-JOIN-EAA (564-6322)
Phone (920) 426-4800
Fax: (920) 426-6761
<http://www.eaa.org/membership>

Name: _____
Copilot (spouse, friend, other): _____
Address: _____
City: _____ State: _____ Zip: _____
Phone (Home): _____ (Work): _____
(Cell): _____
Email Address: _____
EAA#: _____ Exp Date: _____
Pilot/A&P Ratings: _____
Occupation: _____ Hobbies: _____
I am interested in helping with: _____

 Tool Committee Tech Advisor Flight Advisor
 Repair Barn Young Eagles Social/Flying
 Hospitality Board Member Newsletter
What are You Building? _____
What are You Flying? _____