

June/July 2020

**Chapter
732**



July 19 Meeting

Canceled due to COVID 19

Send newsletter items to: ea732newsletter@gmail.com



An Apology from the Editor

So sorry there was not a newsletter last month but sometimes it is impossible!


In this case it was not Covid 19 but in fact a tick borne illness with a fever well over 105 for many days. The weeks that followed were not pleasant but your editor is almost completely recovered.

The good news is that my little Ruby had her annual and was signed off the first of June and I had a few chances to fly so at least I am still current and waiting to have all my strength back to get back in the air!

Ticks are terrible this year so please use precautions!

M. M.

In Arkansas, the tickborne diseases known to occur are:

- Rocky Mountain spotted fever (RMSF)
- Ehrlichiosis. 
- Tularemia.
- Anaplasmosis.
- Lyme Disease.
- Southern Tick Associated Rash Illness (STARI)
- Alpha-Gal.
- Other Emerging Tickborne.

www.healthy.arkansas.gov › [programs-services](#) › [topics](#) ▼

[Tickborne Disease Arkansas Department of Health](#)

EAA Chapter 732 Meetings Suspended

The leadership team of EAA Chapter 732 has decided to suspend all meetings/gatherings until the pandemic situation allows for in-person groups to gather safely. The Zoom meeting last month was sparsely attended. The team did not think there would be much value in continuing to gather virtually.

With that being said, EAA continues to function. I'm including a link to the July Chapter video below:

<http://eaa.brightcovegallery.com/chapters?>

In addition, If you have news to share such as project updates, etc. you can send them to this email address and I can blast them out as needed. Hopefully, we can remain somewhat connected during these trying times. I would encourage everyone who can, to keep flying and leave the virus on the ground.

Steve Bray
Vice President, EAA Chapter 732

EAA Chapter 732 Survey Results for 2019 & Business Meeting Notes

1. EAA conducted an online survey in Dec. 2019 of all chapter members to better understand why chapter membership is increasing or decreasing and what steps can be taken to increase membership and improve the chapter experience.

2. There are approximately 37,000-chapter members in 895 chapters in the U.S.

1. 6,549-chapter members responded to the survey or 18% of total chapter members
2. 470 former or non-chapter members also responded to survey for a total response from 7,019 members

3. Below are our Chapter 732 Survey Results

1. 21 members responded to survey or 60%, very good response rate
2. Survey Questions and Response summary.

3. On a scale of 1 to 10, how likely are you to recommend your chapter to a friend?

1. Score of 1-5 (not likely to recommend) **2** votes
2. Score of 6-10 (very likely to recommend) **18** votes

4. Why did you decide to join your chapter?

1. Connect with other Aviation Enthusiasts - # **1** answer, over **50 %**
2. Building Resources - # **2** answer

5. On a scale of 1 to 5, how satisfied are you with your chapter's monthly gathering?

1. 1 vote
2. 0 votes
3. 3 votes
4. 6 votes
5. 8 votes

6. How did you hear about your chapter?

1. EAA Website – 4 votes
2. Word of mouth – 15 votes

7. On a scale of 1 to 5, how Interested are you in aircraft homebuilding?

1. 4 votes (not really interested)
2. 1 vote
3. 2 votes
4. 1 vote
5. 9 votes (very interested)

8. Below are the comments on how to improve our chapter

1. Boost active membership
2. Convince the aviators in the area that EAA has something to offer other than self-serving fund raising.
3. Do some kind of fund raiser.
4. Get people more involved with projects
5. I would like to see more members become involved in the Young Eagle Program
6. Insight on what members fly and how they do maintenance.
7. More advertising
8. More young members and builders
9. need ways to encourage young people to join chapter and participate
10. Our chapter is holding on pretty well considering the age of our members. We are all getting older and the challenge is getting the young people interested in flying. Our chapter is supporting a local High School program that is moving along quite nicely.
11. Recruit more
12. Updated content and reduced length of meeting.
13. Visiting projects

EAA Chapter 732 Leadership Business Meeting 5/24/20

- Meeting location – Each of us at home, using Zoom to communicate
- Members present – Larry Rippetoe, Steve Bray, Randy Doughty, Randy Resh, Martha Molina and Fred Fallis.
- We discussed the recent pandemic situation and the feasibility of using the Zoom meeting app to hold a virtual gathering for all chapter members that are interested. Below is a list of topics discussed.

1. Pandemic Situation - Present

- Group felt it was too risky to hold in person meetings with the current situation and we are not even sure if we can legally do that at Drake field. Larry was going to contact Drake field and see what their current policy is for future reference .
- **Pandemic Situation - Future**
- Until we can become comfortable holding in person meetings again, we think we should try a virtual meeting app called Zoom. The meeting today was our first trial run using Zoom and we had a couple of issues, one person had audio but no video until he opened up his laptop and one person had no audio or video because computer was not equipped with camera or mic.
- We will try a chapter gathering using Zoom on Sunday, June 14 @ 1 pm to see if this type of gathering will work and to see if members are interested.
- Martha will send out an early newsletter with an invitation to join the June 14th Zoom meeting.

2. Other Business

- EAA Roster Management Program – Randy D. initially entered our chapter membership into this program and Fred will now update the chapters membership using our present membership list. This will allow us to have our membership list in one location which will make it easier to update and access.
- Fred received our 2019 chapter survey results from EAA headquarters, he will summarize results and send to Martha for inclusion into June newsletter.



Treasure Update and Zenith Cruiser Project

JUNE

Chapter bank balance: \$2,078.20

Zenith 750 Cruiser project update:
I have not done much on the plane while waiting for the supplies I needed to prep my steel control parts for painting. Finally received everything I needed and tried my hand at painting. The prep work prior to paint was very tedious. The parts I am painting will be hidden inside the plane, so I am using some good rattle can paint. I think it has turned OK for my first try. (see attached photos)

-Randy Doughty



Treasure Update and Zenith Cruiser Project

JULY

Chapter Bank Balance: \$2,078.20


No change in bank balance since last month.

Zenith 750 Cruiser project update:
I have installed my flaperon mixer control tube.

I am currently working on putting the baggage area together.

Picture attached.

-Randy Doughty



Chapter dues for 2020 need to be paid as soon as possible.
These chapter members have paid their 2020 chapter dues:

Last Name	First Name	Last Name	First Name
Bowman	Dave	McDaniel	Shayne
Bray	Steve	McKinney	Rick
Clark	Leroy	McMullen	Jason
Coger	Charles	Mitchell	Dale
Doughty	Randy	Molina	Martha
Fallis	Fred	Paslick	Eric
Goodnight	Lynda	Resh	Gerald
Halbert	Carolyn	Resh	Randy
Heathco	Charlie	Rippetoe	Larry
Hutton	Abby	Rost	Richard
Hutton	Mark	Sellers	Mike
Johnson	Jodie	Smith	Alan
Keating	Bill	Tholking	Ian
Linn	Gary	Thurocy	Alex
		Wimberly	Jim

Pietenpol Project Progress



Got the wings finished and mounted on my airplane recently, see pictures. One step closer to being done...

The Pietenpol Air Camper was designed in 1929 by Abraham Lincoln and first served in WW1. Originally powered by a Ford model A engine, it's goal was to be simple, light, and cheap to build. Construction is mostly Sitka spruce and titanium, and is fastened together with a 2 part epoxy glue. Average time to build is approximately 3-5000 hours, or about the same amount of time it takes to grow crops on the moon. The extended periods of gluing is not known to have any long lasting brain effects, but may cause periods of sarcasm.



Thanks,
Gerald

RV 9 Project Update

With the engine finally hung, I have been working on the following items.

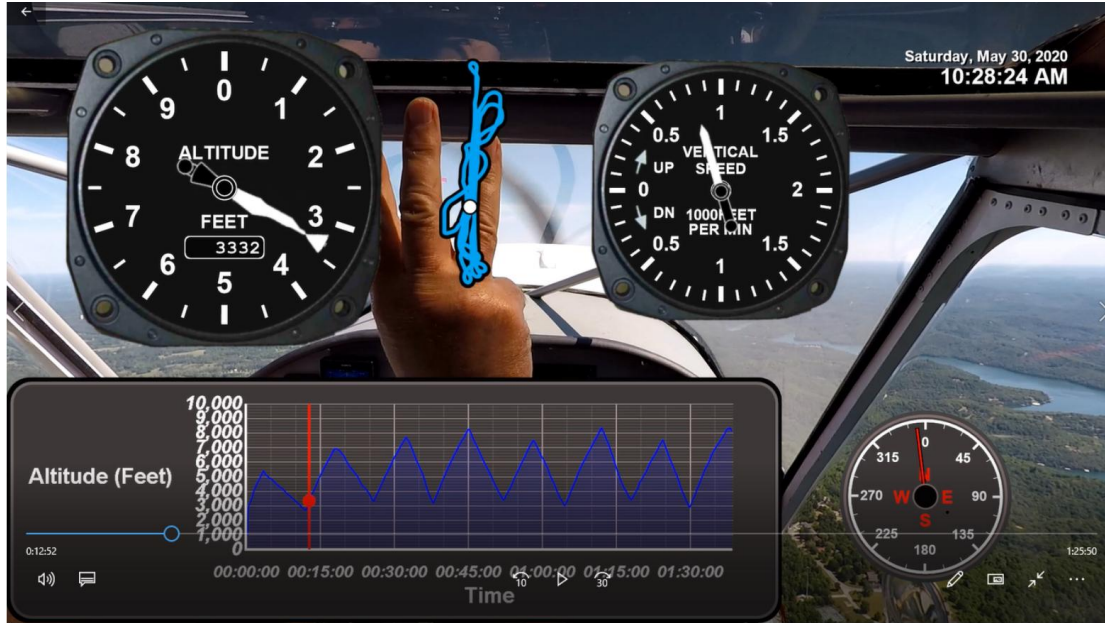
1. Exhaust System- fabricated parts, put system together and temporarily installed to make sure it fit. Will wait to permanently install it after the cowling is fitted, fuel injection servo and baffles are installed. The exhaust system will just be in the way of installing these.
2. Fiberglass Cowl- Started process of fitting upper and lower fiberglass cowl which involves a lot of trimming fiberglass , fitting up and trimming again. I will be using piano hinges as fasteners on the top, bottom, and sides of the firewall and to hold the top and bottom together. It took a lot of trimming to get the right space between the spinner and cowling. I brushed on 2 coats of Epoxy/acetone on the cowling interior to seal the pinholes and will spray a white epoxy primer to further seal the fiberglass. I still have to fabricate the cowl pin fasteners for the 2 front sides that keep piano hinge pins from falling out, fabricate the oil door and prime the interior.
3. Engine Baffles- Fabricated and riveted all the pieces that make up the baffle system. There are a lot of small clips and doublers that make up the baffles, so it took a lot longer than I anticipated. I primed and painted the baffles to make oil leaks more visible and to increase the life span of the baffle system. I have not installed the baffles on the engine after painting but will wait until I get all the engine accessories installed and will have to rivet on the rubber air seals at that time.

This has been a good month for airplane building and I feel good about what I have got done.

Fred Fallis



N750SB Project Update Submitted by Steve Bray



In doing the required testing for Phase 1 for my Zenith 750 Cruiser, N750SB, one of the most difficult things I have found is recording data while flying. When getting to know a new plane, the combined workload of maintaining flight parameters to the greatest possible precision while simultaneously watching for traffic and writing down numbers solo can be unmanageable. Nowhere is this more evident than in the process of determining V_x and V_y due to the amount of precise data that needs to be gathered and analyzed.

A partial solution I have found is to make use of the recording capabilities in my GoPro™ Hero 5 camera that I have mounted in the plane. Pretty much any of the “action” cameras available today can incorporate GPS data into their videos, which can be overlaid onto the video using computer software. I used Dashware™ to add gauges to the video above.

For the above flight, I pre-planned my indicated airspeeds to test. Since I have been having problems getting an external microphone to work consistently with the camera, I have been supplementing with hand signals. You can see my flight profile as I climbed at the various airspeeds and descended for the next round. Slight bumps/dips in the chart and/or unstable VSI readings indicate data segments which may need to be excluded and/or tests repeated. Since video can be advanced frame by frame, it is possible to precisely record altitude and time at any desired point or increment.

I could not have obtained this level of detail with a pen, stopwatch, and paper. I know the GPS numbers can be extracted from the video file into a spreadsheet directly, but I haven't investigated that deeply. Obviously, if you have an autopilot and/or flight instruments that can record and download data, that could be useful too.

Recent Social Distancing Photos



MooseStacheFlyer Project Update



Hey guys happy cov19!

Project update

This month I went to Viking and installed the 130 with Jan and Alissa. Helped run a zenith virtual workshop, that was me if you tuned in! Something else cool and exciting is my avionics are in, this is a DIY kit in partnership with Avilution avionics. 10.4 inch screen full integrated with ForeFlight and all other screens! I'm super excited and if you guys want to follow along virtually. I've dove deep into aviation and this passion! We are bringing an event to Arkansas at Byrd's September 10-23rd! Arkanstol.com for more come hangout!

[YouTube.com/MooseStacheFlyer](https://www.youtube.com/MooseStacheFlyer)
[Facebook.com/MooseStacheFlyer](https://www.facebook.com/MooseStacheFlyer)







A special thanks to all who contributed to the newsletter !

**Send your newsletter items to:
eaa732newsletter@gmail.com**