



February 2021 Newsletter Volume 45, Number 02

# The Static Line

Leroy Castle Memorial EAA Chapter 538 Phoenix, AZ

Website: <https://chapters.eaa.org/ea538>

Email: [ea538board@gmail.com](mailto:ea538board@gmail.com)


Facebook: [www.facebook.com/ea538](http://www.facebook.com/ea538)



Monthly meeting are the second Tuesdays of every month starting 6:30 P.M. At 7856 North Glen Harbor Blvd.. Glendale.

**IN THIS ISSUE**

Calendar of Events & Index	pg. 1
Officers & Directors	pg. 1
Presidents Report	pg. 2
Secretary Monthly Minutes	pg. 3
Download & Hints for ZOOM	pg. 4
Continues to	pg. 5
Notices, Sport Aviation, Wallpaper	pg. 6
More Notices	pg. 7
Webinars for February 2019	pg. 8
Continues to	pg. 9
For Sale	pg. 10
For Sale Continues to	pg. 16
Airport of the Month Falcon Field,	pg. 17
Airport continues to	pg. 22
Member builds shares	pg. 23
Continues to	pg. 30
Planning for AirVenture 2021	pg. 31
Notice convert to online Roster	pg. 32
Thank You to Donors for hangar	pg. 33
Member Renewal form	pg. 34
New Member form	pg. 35
Hangar Donation page	pg. 36



**2021 CALENDAR**

- February 9, 2021
- March 9, 2021
- April 13, 2021
- May 11, 2021
- June 8, 2021
- July 13, 2021

**2021 CHAPTER OFFICERS / DIRECTORS**

- President – Darren Henley  
Email: [p51bldr@yahoo.com](mailto:p51bldr@yahoo.com)
  
- Vice President – Katie Velvick  
Email: [rv4chick@cox.net](mailto:rv4chick@cox.net)
  
- Treasurer – John Gregg  
Email: [jgregg.jr@gmail.com](mailto:jgregg.jr@gmail.com)
  
- Secretary – Alexander Bodak III  
Email: [cpucoach@yahoo.com](mailto:cpucoach@yahoo.com)
  
- 1 year Director – Tad Daughters  
Email: [tadcnslt@lycos.com](mailto:tadcnslt@lycos.com)
  
- 2 year Director - Stuart Snow  
Email: [stuartsn.ss@gmail.com](mailto:stuartsn.ss@gmail.com)
  
- 3 year Director - Mike Hauser  
Email: [azgtrman@yahoo.com](mailto:azgtrman@yahoo.com)
  
- Newsletter Editor – Alex Bodak  
Email: [cpucoach@yahoo.com](mailto:cpucoach@yahoo.com)
  
- Webmaster – Carlos Hernandez  
Email: [pazmany.ch@gmail.com](mailto:pazmany.ch@gmail.com)

## ***PRESIDENTS FEBRUARY REPORT***

Hello again members, family and friends of EAA Chapter 538.

February begins with some phenomenal flying weather. Not too hot, not too cold, but just right. Whether you fly cabin or open cockpit type aircraft, the temperatures are perfect to go out flying. Need an excuse? There is probably a hamburger with your name on it at some distant airport. Get those aircraft out of the hangar, go flying and have some fun.

The EAA is planning to have a productive year as they are expecting to have AirVenture this year. We are receiving announcements that the Campground spot are available and are accepting registrations. If you with friends or have a Chapter 538 Camping area, now is the time to begin your planning. Everyone who goes to AirVenture, has a great time and we look forward to their trip reports. If you plan to go, have extra seats, or wish to camp with part of the group, make your intentions known. Send emails to the group or post on the Chapter Facebook page to begin your coordination now.

Unfortunately, our year of 2021 will begin slow with chapter events as Young Eagles, Buckeye Air Fair have been canceled for this year. The fall events look promising as we appear to be finally appear to be over the CoVID hurdle. Lets look forward to having a pancake breakfast at our hangar location this fall. October appears to be a good time, but we will finalize a date as we begin planning. Early December is our traditional pancake breakfast at the Stiller Airport. We do not have definitive information about this but I believe that we can plan for this. Pancake breakfasts are always fun as it is great to get out, look at airplanes and have a great breakfast.

Our hangar project begins as we formalized the lease with the City of Glendale. This is the most exciting thing with regards to the future of our chapter. With a hangar, clubhouse and home base for our operations, this will really change the nature of our chapter once this project is finished. Carlos met with a construction company at the pad site to begin some preliminary discussion. We have committed with Bunger Construction towards the purchase of the hangar as steel prices continue to climb. We decided to commit and purchase the steel early in order to avoid higher prices at a later date. Carlos will give a report at the next meeting. This is really exciting and we will be giving you regular updates as the hangar progresses.

I look forward to everyone at the next meeting.

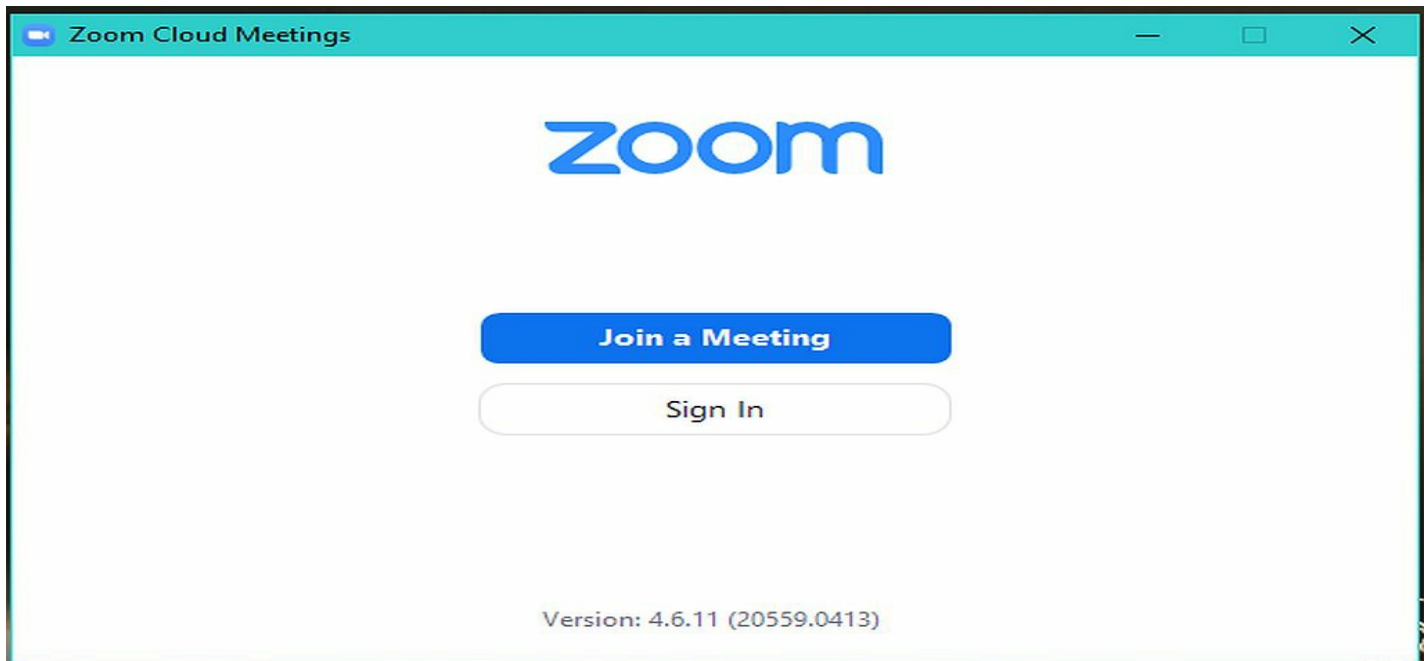
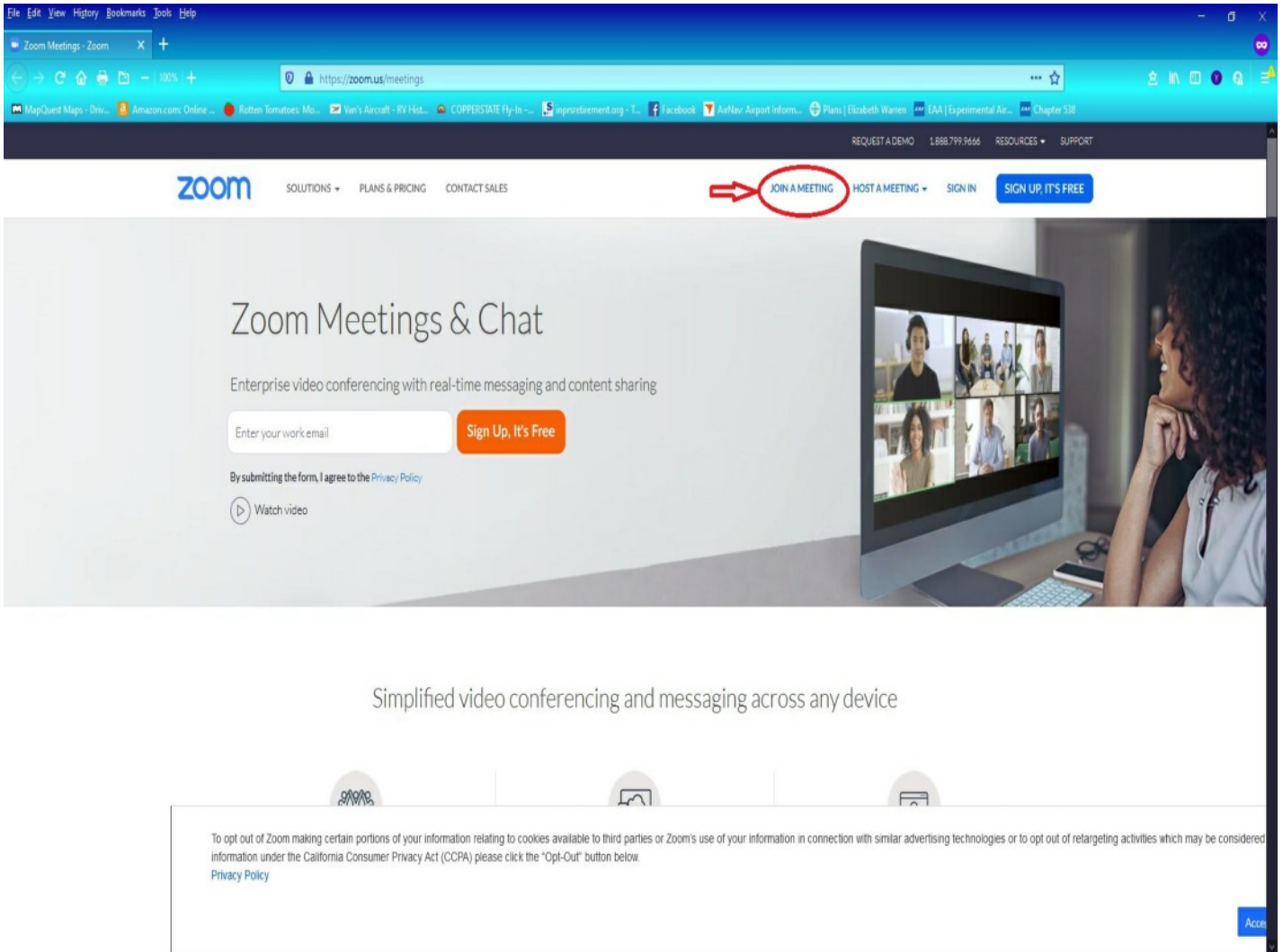


## **EAA Chapter 538 Monthly Meeting Minutes for January 09, 2021**

- A. Meeting was called to order at 6:30 P.M. with 16 members in person and 4 people were on ZOOM.
- B. Some of our members had never attended an in person meeting. They were Arron Terry, Randy Sonnier. Our Visitor was Lonny Mc Clung.
- C. Jim Anderson was our speaker. He talked about insuring your plane and the factors that affect the premium. He noted that the average cost of an accident is between 20,000 and 100,000 for a private airplane. If you rent a plane, make sure you know who is responsible for the deductible in case of an accident. The company he works for is STARR Insurance. Another thing is make sure you have a plan which includes training whenever you step up to a more complicated or faster airplane. He is also a FASS Wings instructor. If you take the Wings courses some kind of accident forgiveness is part of course completion.
- D. John gave the Treasurers report. We have \$307,000 in the bank. Thanks in large part by Larry Polhill' generous donation while matching other member donations. There are 84 members in the chapter. We accepted the donation of a 2 passenger Sonex B from Micah Martin to the chapter. What we will do with it is to be determined.
- E. Alex Bodak requested that everyone update your contact info for the upcoming transition to a web based membership roster through EAA. He also requested the names of people who can be our speakers for chapter meetings. He also requested that everyone who is building or finishing airplanes to send pictures and a short paragraph about it, in for the February newsletter.
- F. Carlos Hernandez gave a report on the hangar committee. We have been awarded the lease for pad 16 at Glendale airport. It was approved by the City Council at their January meeting. He gave a list of things that now have to happen in regards to building the hangar. The hangar committee will be meeting in the future to discuss the details.
- G. Stuart Snow gave a tribute to Dave Evans who was killed when his plane crashed into the mountains at night while he was approaching AK-Chin airport.

The meeting adjourned at 8:05 P.M. Darren H first and Paul Fisher seconded.

**GO TO THE ZOOM HOME PAGE [HTTPS://SUPPORT.ZOOM.US](https://support.zoom.us) AND SELECT JOIN A MEETING**



***INSTRUCTIONS ON HOW TO LOG INTO THE ZOOM******MEETING FOR TUESDAY FEBRUARY 09, 2021 AT 6:30 P.M.***

From: John Warner <johnawarnercpa@hotmail.com>

Sent: Wednesday, February 6, 2021 11:10 A.M.

To: Alexander Bodak <cpucoach@yahoo.com>

Subject: Re: Speaking for February 11th Monthly Meeting.

I have set up a monthly recurring Zoom meeting for Ch. 538, here are the details and link. We can use the same meeting link for the Board test meeting this weekend. Please share as appropriate.

First you must download the ZOOM client per the previous pages. Then copy and past the web address into your browser. Hit enter and away you go.

Join Zoom Meeting

<https://us02web.zoom.us/j/83784992440?pwd=UkhiYzZFaUJYb0RMRGVjc2N5TFNzUT09>

Meeting ID: 837 8499 2440

Password: 054015

One tap mobile

+16699009128,,83784992440#,,1#,054015# US (San Jose)

+12532158782,,83784992440#,,1#,054015# US (Tacoma)

Dial by your location

+1 669 900 9128 US (San Jose)

+1 253 215 8782 US (Tacoma)

+1 346 248 7799 US (Houston)

+1 646 558 8656 US (New York)

+1 301 715 8592 US (Germantown)

+1 312 626 6799 US (Chicago)

Meeting ID: 837 8499 2440

Password: 054015

Find your local number: <https://us02web.zoom.us/j/kcHo81U9i3>



# NEWS & EVENTS

## - NOTICE NOTICE -

### CHAPTER MEMBERSHIP REMINDER:

**2021 DUES ARE NOW DUE! PLEASE BRING YOUR \$20 CASH/CHECK/PAYPAL. YOUR DUES RUN FROM JAN 1 TO DEC 31 OF THE YEAR. GO TO THE LINK BELOW. ALSO, DARREN'S \$100 HANGAR DONATION CHALLENGE !**

<https://chapters.eaa.org/ea538/join-or-renew-chapter-538>



Larry Polhill's Fairchild



### 2021 FEBRUARY WALLPAPER CLICK PHOTO FOR FEBRUARY 2021 WALLPAPER



### FEBRUARY 2021 SPORT AVIATION MAGAZINE

#### CLICK PHOTO FOR FEBRUARY 2021 SA MAGAZINE



**Calling All EAA Chapter 538 members & Visitors.**

**Along with my request for articles, pictures, info for this newsletter, 42 people out of the 60 or so members have done the ten questions at survey monkey about our chapter and how we can improve it above the great job that Darrin and the rest of the officers/board member are doing. Please take six (6) minutes out of your day to help us make our chapter even better. You can copy and paste it into a web browser and go. You can hold CTRL and click on the link below. If you have already done it, once is enough. Thanks**

**<https://www.surveymonkey.com/r/9NYJZBV>**

**If you have any ideas for speakers for chapter meetings please forward them to Alex.**

**– NOTICE NOTICE –**

**Chris Rute will loan his airplane scales for a donation to the chapter.**

### **Members Information**

John Gregg has us registered for amazon smile.

**<https://smile.amazon.com/>**

When you log into the Amazon Smile site, you must select the charity you are supporting, 538. You will see this area in the black upper band middle of the screen. Note: Currently, Guide Star, the company that Amazon uses to verify qualified charities only utilizes the first line of our name: "EAA 538" is used. Once on the Amazon Smile site, you will order as usual. **Thanks John Gregg Jr.**



**WEBINARS FOR FEBRUARY 2021**

**URL: [HTTP://WWW.EAAVIDEO.ORG/CATEGORY/VIDEOS/WEBINARS](http://www.eaavideo.org/category/videos/webinars)**

Webinars

These live multimedia presentations are informative and interactive, allowing the presenter to use slides and audio, while audience members can ask questions and be polled for their opinion.

System Requirements for Attendees

You can easily attend a session from anywhere, anytime, using a compatible computer or mobile device! To get the most out of GoToWebinar, you can download and install the full-feature desktop software on your Windows and Mac computer.

See [Download GoToWebinar](#) for your download options. You can also [check your system's compatibility automatically](#).

Some EAA Webinars qualify for credit in the FAA's WINGS or AMT awards program. Visit [www.faa.gov](http://www.faa.gov) for details.

EAA Webinars sponsored by



[View Webinar Video Archives](#)

EAA gratefully acknowledges the support of Aircraft Spruce and Specialty Co. for their generous sponsorship of EAA webinars.

Registration is required, and space is limited.

Date	Time	Title	Presenter(s)
2/2/21	7 p.m. CST	<a href="#">Avionics Options for your Homebuilt Aircraft with Dynon</a> HOMEBUILDERS WEBINAR SERIES	Michael Schofield

*After hundreds to thousands of hours working on your airframe, it's time to decide how to equip your panel. In this webinar, we'll cover general considerations such as matching your avionics to your flying and budget, product choices and configurations from Dynon and Advanced, and additional ways you can reduce your installation time with an ADVANCED PANEL.*

2/3/21	7 p.m. CST	<a href="#">How Mags Work</a> Qualifies for FAA WINGS and AMT credit.	Mike Busch
--------	------------	--	------------

*The spark plugs in most piston aircraft engines are still powered by 120-year-old technology. Since so many of us are still flying behind these archaic "tractor mags" it's probably a good idea for us to understand how they work. In this webinar, Mike Busch A&P/IA takes you on a guided tour of the internal construction and functioning of aircraft magnetos.*



## WEBINARS FOR FEBRUARY 2021

**[URL: HTTP://WWW.EAAVIDEO.ORG/CATEGORY/VIDEOS/WEBINARS](http://www.eaavideo.org/category/videos/webinars)**

2/9/21      7 p.m. CST      [Corsair: The Story of the EAA Aviation Museum's F4U Corsair](#)      Chris Henry  
**MUSEUM WEBINAR SERIES**

*This presentation will detail the development of the F4U Corsair along with a rare view of the history of EAA's example. Chris Henry of the EAA museum staff will share fascinating stories about the people involved in the airplane's air racing days as well as the restoration to its current status as a museum artifact.*

2/10/21      7 p.m. CST      [ATC and You: How to Make the Most of Flying VFR](#)      Richard Kennington and  
**Qualifies for FAA WINGS credit.**      Bob Obama

*Pilots avoid controlled airspace for many reasons, but in so doing they don't take advantage of all the system has to offer. This course will identify reasons why pilots should communicate with ATC, utilize flight following, and embrace controlled airspace. We will identify misunderstood procedures, clarify phraseology, and demonstrate how to operate in the system more efficiently. Pilots of all experience levels will benefit from attending this course.*

2/16/21      7 p.m. CST      [Flying Procedures into Canada](#)      Luke Penner  
**Qualifies for FAA WINGS credit.**

*So you want to take a trip to Canada but don't know all you have to do to cross the border to and from the U.S. Attend this FAA WINGS presentation and learn answers to common questions, such as how the customs process works and how easy or hard border crossing is. Join CFI and Aerobatic pilot Luke Penner as he talks about complying with border crossing requirements.*

2/17/21      7 p.m. CST      [ATC and You: Balancing IFR Flying and the Efficiency of Controlled](#)      Richard Kennington and  
[Airspace](#)      Bob Obama  
**Qualifies for FAA WINGS credit.**

*Do you know the impact your flight has on the ATC system? Many pilots don't realize how they are affecting the flow of air traffic, but with a little knowledge everyone can contribute to the safety and efficiency of the airspace system. This course will explore some misunderstood procedures and give a behind the scenes perspective that will help you make the most of your flying in controlled airspace. We will use IFR examples but the topics covered will benefit VFR pilots as well.*

2/24/21      7 p.m. CST      [Owner in Command: Things I Wish I Knew Before I Knew Them](#)      Sebastien Seykora  
**Qualifies for FAA WINGS and AMT credit.**

*A detailed look at the maintenance decisions and responsibilities of owning a certified or amateur-built aircraft, with special emphasis on Canadian rules and registered aircraft. Covering regulations, maintenance schedules, service bulletins, airworthiness directives, and various manufacturers service instructions in order to determine when and how to inspect and maintain registered aircraft.*

**FOR SALE PAGE 1**

**SHELVES FOR SALE -  
BEST OFFER OR \$40 EACH. - 4 SECTIONS  
CONTACT DARREN HENLEY AT EMAIL: P51BLDR@YAHOO.COM**



Tom Parten quit flying and has his 6 Cylinder Sonex (Tail wheel) here on Thunder Ridge Airpark AZ 28.

If you know anybody looking for a good deal contact Bertha Partin <bmpartin@gmail.com>




**PICTURE OF LEROY CASTLES STITS PLAYMATE WITH IT'S WINGS FOLDED.**



# FOR SALE PAGE 2

FROM DEE GRIMM

**NANCHANG CJ6A** • \$140,000 • **FOR SALE** • N620DM, Very nice CJ6A, maintained by A&P owner; cockpits detailed; TTAF 5030 hrs; TSMOH on Vedeneyev M14P 272 hrs-bottom end overhauled by M14P; TTS NEW Whirlwind 400C-M14 carbon fiber prop 272 hrs; dual nav-comms with glide slope, GPS, ADS-B out; current IFR certification; many modifications; based Deer Valley Airport Phoenix; offer includes set of custom hydraulic jacks, modified trailer to move CJ6, metric tools, 2 current parachutes, 2 headsets, system and flight checkout included. Contact Dee Grimm • Owner - located Phoenix, AZ, United States • Telephone: cell/text 602-312-7307 • 602-996-1296



\*\*\*\*\* DISCLAIMER \*\*\*\*\*  
 The performance specification database contains performance and dimensional data for a large variety of production and homebuilt aircraft. The values portrayed here are from manufacturers' data and are not representative of any particular aircraft being advertised.

**NANCHANG CJ-6A**

# of Engines: 1	Range: 425 mi   369 nmi   683 km
Engine Make: ZHOZHOU HUOSAI	Service Ceiling: 20,500 ft   6,248 m
Engine Model: HS-6A	Rate of Climb: 2,700.00 ft/min   13.72 m/s
Engine Power: 285 hp   212 kW	Wingspan: 33.50 ft   10.21 m
Recorded TBO: N/A	Length: 27.90 ft   8.50 m
Standard Fuel: 60.00 gal   227.12 L	Height: 10.80 ft   3.29 m
Max Fuel: 60.00 gal   227.12 L	Empty Weight: 2,414 lbs   1,094 kg
75% Cruise: 185 mph   160 kts   297 km/h   0 Mach	Gross Weight: 3,086 lbs   1,399 kg
Stall: N/A mph   N/A kts   N/A km/h	

	Normal	Over 50 Foot Obstacle	
Takeoff	N/A ft   N/A m		N/A ft   N/A m
Landing	N/A ft   N/A m		N/A ft   N/A m

PRICE:  
**\$140,000 USD**

Get Immediate Financing  
 For simple and secure financing, click here.

**SALE STATUS:** For Sale  
**YEAR:** 1969  
**MAKE/MODEL:** NANCHANG CJ-6A  
**REGISTRATION #:** N620DM  
**SERIAL #:** Not Listed  
**LOCATION:** Phoenix DVT, AZ USA

PERFORMANCE SPECS

**Dee Grimm**  
 (602) 312-7307

**FOR SALE PAGE 3**

My friend Cora Lee in Del Norte , Colorado lives on the airport at KRCV East slope of the rockies East of Wolf Creek pass. Astronaut Kent Rominger airport.

She is selling her airport hangar, paved taxiway.. Metal, concrete floor, power. 42' by 30' with a motor operator pull up hinged folding door. Right now I think her price is around \$65,000. Her number is 719 - 657 - 0846. If anyone has any other questions or can't get hold of her they can call me .

Rodney at 623-640-4704

Leave a message due to robocalls.



**NEWS FROM FRED KIRKLAND**

Kitfox Five Outback  
N36KJ  
Completed 9/26/2020  
30 hrs in phase one.  
Based at KGEU.





**FOR SALE PAGE 4**

**INCOMPLETE THALMAN 4, WOOD, METAL, FIBERGLASS  
CONTACT CURT CURTIS - EMAIL - [CURTCURTIS@Q.COM](mailto:CURTCURTIS@Q.COM)**

**PRICE**

**= FREE**



**AIRPORT-DATA.COM** Ronald Barker [Log in](#) [New user?](#) [Sign up for free](#)  
[Tell a Friend](#)

Home Airport ▾ Aircraft ▾ Photographers Slideshows Articles Forums Member Section API

**Aircraft N53389 Data**

[Browse by Manufacturer](#)

1 aircraft record found.

[1949 Thalman T - 4](#)

[Add another N53389](#)

**N53389**

1949 Thalman T - 4 C/N 4

[Discuss this aircraft in forum](#)

Have a photo of this aircraft? Share with others.  
Correct or submit additional aircraft data  
[Comment on this aircraft](#)  
[Links to this page and other related pages](#)

**Airframe Info**

<b>Manufacturer:</b> <a href="#">Thalman</a>
<b>Model:</b> T - 4 <a href="#">Search all Thalman T - 4</a>
<b>Year built:</b> 1949
<b>Construction Number (C/N):</b> 4
<b>Aircraft Type:</b> Fixed wing single engine
<b>Number of Seats:</b> 2
<b>Number of Engines:</b> 1
<b>Engine Type:</b> Reciprocating
<b>Engine Manufacturer and Model:</b> Lycoming O-340 SERIES


**Aircraft**

<b>Registration Number:</b> N53389
<b>Mode S (ICAO24) Code:</b> A6BF24
<b>Certification Class:</b> Experimental
<b>Last Action Taken:</b> 1977-01-14
<b>Current Status:</b> Revoked

**T-4 1953 = 4pChwM rg (manual); 135 hp Lycoming O-290; span: 40'0" load: 1050# v: 175/155/45 range: 700. All-wood geodetic construction. [N53389]. Later converted to T-tail with 170 hp O-340. Price FREE.**

**FOR SALE PAGE 5**

Price FREE





**FOR SALE PAGE 6**

**ADDITIONAL ITEMS FOR SALE FROM CURT CURTIS**

These shelves are listed on craigs list at \$60. They are free to a club member. Also a two pedestal desk and a metal work bench. the shelves 18 in. wide 3 sections for a total of 9 ft. long. contact CURT 602 809 4446. PRICE = FREE

I have some instruments and landing gear legs, plus wheels. I'm asking \$100 for each. but i need to send the message that they are for sale at any price. They need a home. Also I have some wheels and stuff.





**FOR SALE PAGE 6**

RV-6A S/N 60271 SPECS & DETAILS. Please contact **Ed Daror via email : [72ae@cox.net](mailto:72ae@cox.net).**

Aircraft built by owner A&P/IA and Flight Tested and FAA certified as N72AE In February 2003 for Day, Night, VFR, IFR operations at 1800 Lbs. Gross Aircraft Weight for Normal and 1400 Lbs.

Aerobatics. Present Aircraft, Engine and Propeller Total Time in Service since new: 212 Hours.

ENGINE : Lycoming Factory new 0-360-A1A 180 H.P. with Slick Electronic Ignition.

PROPELLER: Hartzell Constant Speed factory new Model HC-C2YK-1BF / F766A-4.

AVIONICS: Garmin GNC 300XL GPS/COM and ILS Indicator and a function unit, Narco 12D+ Nav/ Com and an ILS Indicator, Narco AT 150 Transponder, Garmin GMA 240 Audio Panel/Intercom,

UAvionix ADS-B Out Bundle. All with separate antennas. EILT with remote Switch/indicator.

Autopilot: NAVAID Tru-Track coupled to GPS.

COMPASS: Vertical. FLAPS: Electrical. PITOT TUBE: Heated. Landing Lights: Dual. Wing Strobes: dual.

CARBURATOR: Temperature Gauge, THROTTLE, PROP, MIXTURE controls: Vernier type, Cabin

HEATER and ventilation controls, AEROBATIC HARNESS: Hooker 6 point on both seats, STEPS: on

both sides.

INSTRUMENTS: All with internal

controllable illumination. NOSE WHEEL:

Improved Bearings by Splats

recently installed. BRAKES: Cleveland

dual sides. AIRCRAFT CONTROLS: Stick

type with Mike buttons.

This aircraft has and is always hangered at

DVT in Phoenix, AZ. Engine is protected

with preservative. Aircraft is presently

Airworthy. ALL Van's Aircraft Service

Bulletins complied at last annual

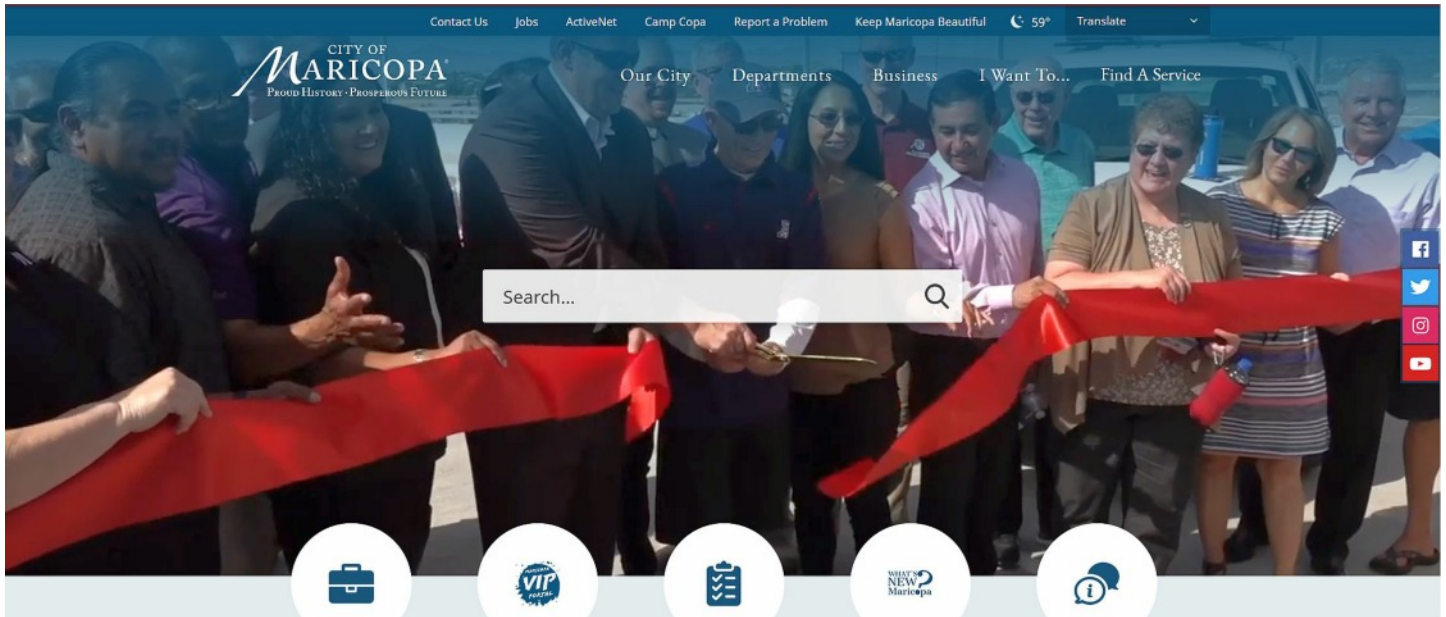
CONDITION INSPECTION on May 12<sup>th</sup>,

2021. ADS- B needs to be rechecked in

flight with FAA- ATC procedure.





**AIRPORT OF THE MONTH - MARICOPA-AK-CHIN****Maricopa's Proud History**

Maricopa is one of the oldest and most historic communities in the state of Arizona. It is hidden in the middle of the Sonoran Desert, surrounded by mountain ranges that include the beautiful Sierra Estrellas, Palo Verde, Saddleback Mountains and Haley Hills. Maricopa has had three locations over the years and each played an important role in the growth and development of the Southwest.

Located on the southern banks of the Gila River, Maricopa Wells (Maricopa's first location) was a haven for thousands of immigrants who followed the southern trail in the 1800s across Arizona to California's gold fields. It consisted of a series of watering holes that were fed by several Arizona rivers: the Gila, Santa Cruz, Vekol and Santa Rosa, which provided this oasis in the desert with an ample water supply.

During the 1850s and 1860s, Maricopa Wells became a major stagecoach relay station for the first organized semi-public transportation in Arizona – the San Antonio and San Diego Mail Line and then the Butterfield Overland Mail Line. During this period, nearly every resident of the Wells was employed by the stagecoach line or the trading center.

The most prosperous period of time for Maricopa Wells was in the 1870s, when it provided water and food not only for the east-to-west travelers, but those who traveled to the north. With its substantial supply of water and prosperous trading center, it was a shining beacon and vital sanctuary in the desert for thousands of travelers who depended upon its resources for their survival.

Maricopa Wells dropped the second part of its name in 1879 and moved its telegraph office and post office eight miles directly south in order to hook up with the Southern Pacific Railroad and to serve as a junction for two railroads. This new site, known as Maricopaville, took on the appearance of one of the gold rush boom towns of California with men working day and night building hotels, saloons, warehouses, restaurants and theatres. However, this little city in the middle of the desert that literally rose up overnight was never a junction for two railroads. Its dream of being a railroad terminus was doomed when the routes were changed.

Maricopa's final move took it three miles directly east so that the town could once again take on the challenge of being a junction for two railroads, the Southern Pacific Railroad and the Maricopa and Phoenix Railroad. Thus began Maricopa's life as a railroad junction and for the next 40 years. The railroad revolutionized the economy of Arizona as merchandise traveled into the Phoenix area by rail instead of wagon and local products reached markets in the east and west more quickly.

# AIRPORT OF THE MONTH - MARICOPA-AK-CHIN CONTINUED



where successful business takes off

- HOME
- AIRPORT INFO
- PROPERTY LEASING
- PILOT INFORMATION
- NEWS & MEDIA
- CONTACT US

AIRPORT MANAGER:  
 Tim Costello  
 520-568-1683

PROPERTY LEASING:  
 Lisa Wiltshire-Mays  
 520-568-3246



custom leasing solutions in a native environment



### QUICK LINKS:

- » FAA NFDC Airport Data
- » A39 on AirNav.com
- » Airport Weather
- » Noise Abatement
- » Operational Stats
- » FAA Uncontrolled Airport Traffic Pattern Advisory Circular
- » Permits & Forms
- » Aircraft Tie-down Agreement
- » Driving Directions to Terminal



## The Advantage of Landing in a Native Environment

Located away from the congestion of metropolitan airspace in the northwestern part of Pinal County, the Ak-Chin Regional Airport (A39) is a gateway to points throughout central and southern Arizona. Formerly known as Phoenix Regional Airport, this general aviation airport is conveniently situated between the cities of Maricopa and Casa Grande, just 44 miles southeast of Phoenix and 82 miles northwest of Tucson.

Owned and operated by the Ak-Chin Indian Community, the airport has recently undergone a series of renovations to improve its utility and safety. Improvements included crack sealing, seal coating, and remarking of the runway and taxiway; installation of a new beacon, wind cone, and segmented circle; upgrades to the terminal building and reactivation of the fuel system. Additional improvements, including installation of security fencing and runway lighting are planned for 2015. In addition, the Airport was accepted into the National Plan of Integrated Airport Systems (NPIAS) in October 2012, which will also make it eligible to receive Federal grants under the Airport Improvement Program (AIP).

The Ak-Chin Indian Community offers both on and off-airport leasing opportunities for pilots and businesses, including [Santa Cruz Commerce Center](#), which is less than five minutes from the airport. This fully improved industrial park offers exceptional tax advantages and below market land lease rates with a build-to-suit option for qualified tenants.

The airport is also just 8 miles east-southeast of the City of Maricopa, which provides quick access to business, agricultural, and government centers; world-class golf, entertainment, and accommodations. ([Get driving directions to the Terminal.](#))

Talk on Twitter:  
[@AkChinAirport](#)



Tweets by @akchinairport

Follow our progress



A DEVELOPMENT OF THE AK-CHIN INDIAN COMMUNITY



# AIRPORT OF THE MONTH - MARICOPA-AK-CHIN CONTINUED

**Ak-Chin REGIONAL AIRPORT** where successful business takes off

HOME | AIRPORT INFO | PROPERTY LEASING | PILOT INFORMATION | NEWS & MEDIA | CONTACT US

**About the Ak-Chin Regional Airport**

AIRPORT MANAGER: Tim Costello 520-568-1683  
 PROPERTY LEASING: Lisa Wiltshire-Mays 520-568-3246

**Santa Cruz COMMERCE CENTER**  
 custom leasing solutions in a native environment

**Harrah's AK-CHIN CASINO**

Talk on Twitter: @AkChinAirport  
 Tweets by @akchinaireport  
 Follow our progress

A DEVELOPMENT OF THE AK-CHIN INDIAN COMMUNITY

**Ak-Chin REGIONAL AIRPORT**

HOME | ABOUT US | PILOTS | SITE SELECTORS | NEWS & UPDATES | CONTACT US

### NEIGHBORS

**NEIGHBORS**

- Desert Rat Aviation
- Sonoran Wings Hang Gliding
- Hickman's Family Farms
- M & S Equipment
- Rockstar Arizona - Cheer, Tumbling, & Dance
- Pinal Energy
- Volkswagen Proving Ground
- Nissan Arizona Test Center
- Mobile Mini
- University of Arizona Maricopa Agricultural Center
- Central Arizona College, Maricopa Campus

### AK-CHIN REGIONAL AIRPORT'S COMMERCIAL HUB

**Santa Cruz COMMERCE CENTER**  
 custom leasing solutions in a native environment

Less than 5 minutes from the Airport to the Commerce Center  
 12501 N. Murphy Road, Maricopa, AZ 85138

View my listings on **LoopNet**

BROKERS WELCOME

### AK-CHIN ENTERPRISES

- Ak-Chin Farms **AK-CHIN FARMS**
- Ak-Chin Energy Services **Ak-Chin Energy Services**
- Harrah's Ak-Chin **Harrah's AK-CHIN CASINO**
- Quail Run Building Materials **Quail Run**
- UltraStar Multi-tainment Center at Ak-Chin Circle **ULTRA STAR MULTI-TAINMENT CENTER**
- Ak-Chin Southern Dunes Golf Club **Ak-Chin Southern Dunes GOLF CLUB**
- Vekol Market **V**

**AIRPORT OF THE MONTH - MARICOPA-AK-CHIN CONTINUED**

AIRNAV.COM

Airports

Nav aids

Airspace Fixes

Aviation Fuel

Hotels



iPhone App

My AirNav

**A39**
**Ak-Chin Regional Airport**  
 Maricopa, Arizona, USA

GOING TO MARICOPA?


[Reserve a Hotel Room](#)
**FAA INFORMATION EFFECTIVE 31 DECEMBER 2020****Location**

FAA Identifier: A39

 Lat/Long: 32-59-25.9750N 111-55-08.0450W  
 32-59.432917N 111-55.134083W  
 32.9905486,-111.9189014  
 (estimated)

Elevation: 1307 ft. / 398 m (estimated)

Variation: 12E (1995)

From city: 5 miles ESE of MARICOPA, AZ

Time zone: UTC -7 (year round; does not observe DST)

Zip code: 85239

**Airport Operations**

Airport use: Open to the public

Activation date: 05/1999

Control tower: no

ARTCC: ALBUQUERQUE CENTER

FSS: PRESCOTT FLIGHT SERVICE STATION

NOTAMs facility: PRC (NOTAM-D service available)

Attendance: MON-FRI 0800-1700

Wind indicator: yes

Segmented circle: yes

Lights: ACTIVATE MIRL RWY. 4-22 - CTAF.

Beacon: white-green (lighted land airport)

Operates sunset to sunrise.



## **AIRPORT OF THE MONTH - MARICOPA-AK-CHIN AIRNAV CONTINUED**

### Airport Communications

CTAF: 122.9  
 WX AWOS-3: 126.900 (520-568-7704)  
 WX AWOS-3PT at CGZ (8 nm E): 132.175 (520-836-3392)  
 WX AWOS-3PT at CHD (18 nm N): 128.325 (480-814-9952)

### Nearby radio navigation aids

VOR radial/distance	VOR name	Freq	Var
<a href="#">TFD</a> r343/6.3	STANFIELD VORTAC	114.80	12E
<a href="#">IWA</a> r203/23.1	WILLIE VORTAC	113.30	13E
<a href="#">PXR</a> r162/26.7	PHOENIX VORTAC	115.60	12E
<a href="#">GBN</a> r073/38.1	GILA BEND VORTAC	116.60	14E

NDB name	Hdg/Dist	Freq	Var	ID
<a href="#">CHANDLER</a>	187/17.5	407	12E	CHD --. . . . .

### Airport Services

Fuel available: 100LL  
 AVAILABLE 24 HRS, SELF-SERVE WITH MAJOR CREDIT CARD. , EXCEPT AMERICAN EXPRESS.  
 Parking: tie-downs  
 Airframe service: MAJOR  
 DESERT RAT AVIATION - FBO: 520-413-3110.  
 Powerplant service: MAJOR

### Runway Information

#### Runway 4/22

Dimensions: 4751 x 50 ft. / 1448 x 15 m	
Surface: asphalt, in good condition	
Runway edge lights: medium intensity	
<b>RUNWAY 4</b>	<b>RUNWAY 22</b>
Latitude: 32-59.170500N	32-59.695333N
Longitude: 111-55.479167W	111-54.789000W
Elevation: 1275.0 ft.	1306.0 ft.
Traffic pattern: left	left
Runway heading: 036 magnetic, 048 true	216 magnetic, 228 true
Displaced threshold: no	290 ft.
Declared distances: TORA:4751 TODA:4751 ASDA:4751 LDA:4751	TORA:4751 TODA:4751 ASDA:4751 LDA:4461
Markings: nonprecision, in good condition	nonprecision, in good condition
Obstructions: none	8 ft. fence, lighted, 240 ft. from runway, 128 ft. left of centerline, 5:1 slope to clear
	37:1 CLNC SLP TO RWY 22 DSPLCD THLD DUE TO 15 FT ROADWAY 565 FT FROM DSPLCD THLD, 175 FT LEFT OF CNTRLN.

### Airport Ownership and Management from official FAA records

Ownership: Publicly-owned

Owner: AK CHIN INDIAN COMMUNITY  
 42507 WEST PETERS AND NALL, BOX 1  
 MARICOPA, AZ 85138  
 Phone 520-568-1000

Manager: TIMOTHY COSTELLO  
 32514 W. BUD RD  
 MARICOPA, AZ 85138  
 Phone 520-568-1683  
 AIRPORT MANAGER - ALT. NO. 520-709-8914.

### Airport Operational Statistics

Aircraft based on the field: 14	Aircraft operations: avg 95/day *
Single engine airplanes: 13	89% transient general aviation
Multi engine airplanes: 1	11% local general aviation
	* for 12-month period ending 31 March 2020

### Additional Remarks

- ANTENNA ESTIMATED TO BE APPROXIMATELY 200 FT - 300 FT OR MORE ABOVE GROUND LEVEL, APPROXIMATELY 3 MILES WNW FM WEST BOUNDARY OF AK-CHIN RGNL ARPT.
- 45 FT PLINE 2 MILES SSW AND 2 MILES NE OF ARPT.
- RY 22+8 FT. FENCE 116 FT FM EOR, HIGHWAY 166 FT FM EOR. OR.
- ULTRALIGHT ACTIVITY INVOF ARPT.
- AWOS FREQ. 126.9, LAND LINE 520-568-7704.
- FOR CD CTC ALBUQUERQUE ARTCC AT 505-856-4861.

### Instrument Procedures

There are no published instrument procedures at A39.

# AIRPORT OF THE MONTH - MARICOPA-AK-CHIN CONTINUED THINGS TO DO IN MARICOPA

## Things to Do in Maricopa

All Things to Do   Tours   Outdoor Activities   Attractions   Traveler Resources



### Top Attractions in Maricopa

Sort by: **Traveler Favorites** ⌵ ⓘ



**MUSEUMS**  
**1. Dwarf Car Museum**  
●●●●● 61 reviews



**FUN & GAMES**  
**2. Copper Sky Recreation Complex**  
●●●●● 44 reviews



**CASINOS & GAMBLING**  
**3. Harrah's Ak-chin Casino**  
●●●●○ 817 reviews



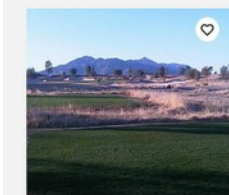
**FUN & GAMES**  
**4. Maricopa Lake P**  
●●●●○ 3 reviews



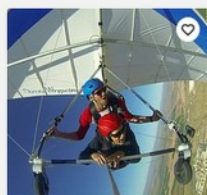
**NATURE & PARKS**  
**5. Jane Askew Memorial Park**  
●●●●○ 6 reviews




**SIGHTS & LANDMARKS**  
**6. Maha Ganapati Temple of**  
●●●●○ 4 reviews



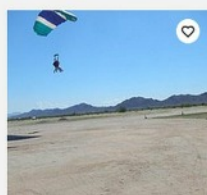
**OUTDOOR ACTIVITIES**  
**7. Ak-Chin Southern Dunes Golf Club**  
●●●●○ 117 reviews



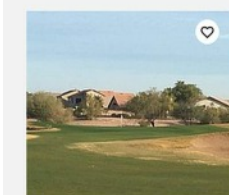
**TOURS**  
**8. Sonora Wings Hang Gliding**  
●●●●○ 33 reviews



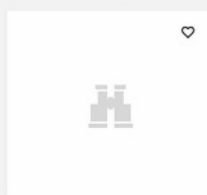
**TOURS**  
**9. Arizona Soaring Inc.**  
●●●●○ 17 reviews



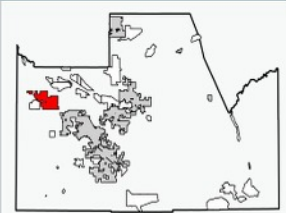
**TOURS**  
**10. Skydive Phoenix**  
●●●●○ 45 reviews



**OUTDOOR ACTIVITIES**  
**11. The Duke at Rancho El Dorado**  
●●●●○ 44 reviews



**FUN & GAMES**  
**12. Ultrastar Cinemas AK Chir**  
●●●●○ 4 reviews



Location of Maricopa in Pinal County, Arizona



Location in the United States  
Coordinates: 33°3'24"N 112°2'48"W

Country	United States
State	Arizona
County	Pinal
Established	1857
Incorporated	2003
Government	
• Type	Council-manager government
• Mayor	Christian Price
• Vice Mayor	Nancy Smith
• City Council	Marvin Brown, Julia Gusse, Vincent Manfredi, Rich Vitiello, Henry Wade
• City Manager	Rick Horst
• City Clerk	Vanessa Bueras
Area <sup>[1]</sup>	
• Total	43.41 sq mi (112.44 km <sup>2</sup> )
• Land	43.30 sq mi (112.16 km <sup>2</sup> )
• Water	0.11 sq mi (0.28 km <sup>2</sup> )
Elevation	1,190 ft (358 m)



**- MEMBER BUILDS SHARING -**


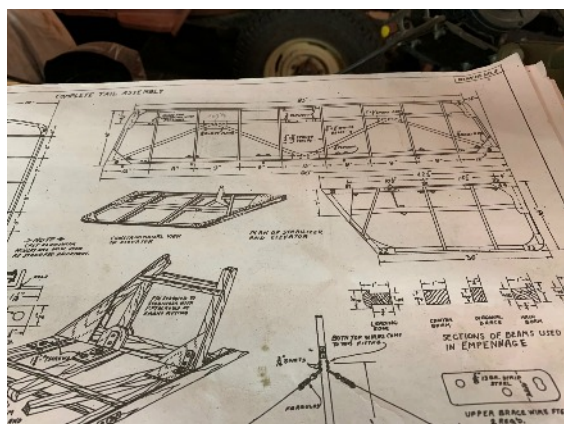
**JACK NORRIS UPDATE:**



GEX is now a location for final assembly for Savannah S S-LSA. This one is just about ready for inspection and being put into service at AZ Ultralight's training center. This one has larger tires, 912ULS Rotax, analog panel w/Funkwerk Radio/Transponder and SafeFly2020/uAvionix EchoUAT. Below left. Second TucanoR, above center out the door at GEX in December. This plane is now based in CO. 915iS, retractable, Dynon panels. The re-do of the Tucano fixed gear is complete. New paint and glass panels. This was the aircraft used to get the 51% kit approval with the FAA for Flying Legend. It is now based at Glendale. Above right.

**STUART SNOW PROGRESS. UPDATE**

Working on the Pietenpol elevators and hinges. Referred to as "flippers" in some of the plans. Cut the hinges in by hand with a chisel and turned out good. Fabricating Rudder Control Horn from .032 chrome moly sheets. Airfoil shape bent into each half then welded together for a light and strong assembly. I'm using oxy acetelyne. if I mess up I do over.



**- MEMBER BUILDS SHARING -****Dan Arkema's RV-14 Progress**

After nearly two years and hours of dedicated, hard work, sortie #1 is in the books today. December 5, 2020

It was a beautiful morning to fly (upside down) in Arizona. Not surprisingly, I'm really enjoying learning how to handle this airplane I built. It's an awesome machine! I'm continuing to work on my aerobatics skills. I tried stringing together a few more maneuvers today to keep it interesting. Also, the VIRB seems to lose speed calculations almost as soon as I go upside down, so that's why there's no speed shown in this video. January 21, 2021.

[https://www.youtube.com/watch?fbclid=IwAR2q29347AtOVjx58JaTUExIRpP-HSeIeIb4CagA6nrX-ns1WjwstEJaIwc&v=\\_x40LKYC-v8&feature=youtu.be](https://www.youtube.com/watch?fbclid=IwAR2q29347AtOVjx58JaTUExIRpP-HSeIeIb4CagA6nrX-ns1WjwstEJaIwc&v=_x40LKYC-v8&feature=youtu.be)

**Paul Fisher RV-12is Progress**

Attached is a couple of pictures of my RV 12 project. to be specific the vertical stabilizer and the horizontal stabilator. I also have the rudder and anti-servo tabs completed.

I won't be pushing hard to finish the tail cone - I ordered my wing kit & Van's is quoting delivery in August! Plenty of time to get it done. I also have Roger Whittier scheduled for a tech counselor visit.





**- MEMBER BUILDS SHARING -****Michael Gibbs Shares his Upgrade**

As long-time members may recall, I finished a Kitfox Model IV-1200 back in 2003 that I had started with my Dad in the mid-1990s. Unfortunately, that airplane was later lost in a weather-related accident. I bought a Kitfox Series 6 kit the following year but, due to various circumstances, came to realize that I just wasn't going to have time to devote to the project.

Four years ago I found a builder in Oklahoma that offered his completed Kitfox Series 7 for sale. The airplane was 10 years old but only had 160 flight hours on it. After sending my buddy Murle to inspect the plane, I later bought it and the two of us flew it back here to Deer Valley. Just like in barnstormer days, I brought my mechanic with me for a long, cross-country flight.

The original builder had done everything according to the book but the airplane was very basic and had a few problems with the avionics. I decided to build a new, glass instrument panel for it and install an Ivo, inflight-adjustable propeller. The Whirlwind prop that was on the airplane is ground adjustable and pitched for cruise—something that worked fine in the flats of southwestern Oklahoma but left a lot to be desired in the mountains of Arizona.

The original panel was basic steam gauges.

It had a Garmin hand-held GPS in a panel mount, an ancient comm radio with a failing display that didn't transmit very well, and a mode C transponder. A "reserve Lift Indicator" was mounted on top of the glare shield as an afterthought.

In addition to the Kitfox, I am also a member of a 3-way partnership in a Piper Turbo Arrow III. While the two airplanes are quite different in many ways, one of my objectives for the new panel was to maximize commonality with the Arrow, to the extent possible. This led to some design decisions such as moving the engine controls down to the center console and choosing components that were similar to those in the other airplane.

Ripping out the old panel was the easy part.

The new panel was laid out and constructed on the dining room table, only moving out to the hangar in time to enjoy last summer's oppressive heat. Ugh.

The Primary Flight Display (PFD) is a Dynon D-180 mounted at the top of the center stack. It provides all flight and engine instrumentation, as well as autopilot functions. The addition of Dynon's AP-74 control head, just to the right of the PFD, provides a knob and button interface to several functions besides just the autopilot, like quick altimeter setting entry and synthesized speech for the PFD's warning functions. Wired into the intercom, the system can speak to me when there is a problem, i.e., "low pressure low."

In front of the left seat is a panel-mounted iPad Air running Fore Flight Mobile. Fore Flight provides a synthetic vision PFD in a split-screen view with a moving map display integrated with ADS-B weather and traffic data. Attitude and position data is received from the Attitude Heading Reference System (AHRS) built into the Stratus ESG transponder. Audio output from the iPad is also routed to the intercom, so Fore Flight's alerts are also spoken—"Entering runway seven left," or "traffic, 2 o'clock, 2 miles, 500 feet below."

The iPad is kept comfortable in warm weather by a 4 inch cooling fan installed behind the mounting fixture and can be easily slid out of the tray to avoid leaving it in the hot airplane while parked.

Garmin's GTR 200 provides radio communications and intercom functions. The unit includes Garmin's "-D audio" feature, which makes it sound like different audio sources are coming from different directions, if you

**- MEMBER BUILDS SHARING -****Michael Gibbs Shares his Upgrade Continued**

have a stereo headset. When your passenger speaks over the intercom, it sounds like their voice is coming from beside you. When there is a call on the active comm frequency, it sounds like it is coming from in front of you, while a transmission on the standby frequency appears to be coming from off to one side. It's a very cool effect but I haven't used it enough to be able to say that it is as useful as it is cool.

The Stratus ESG transponder provides ADS-B in and out (with their optional "n" accessory) as well as WAAS GPS position and attitude for the iPad to use. The transponder was the one element of the new panel that I had previously installed in the old panel, just in time to get the \$500 incentive for ADS-B that the FAA offered a few years ago.

You'll notice that I retained the mechanical airspeed indicator from the original panel. I didn't keep it for redundancy, although it does offer that, it was done because of the placement of the other components in the panel. The iPad PFD is showing GPS ground speed and GPS altitude on its tapes, not barometric airspeed and altitude. It's necessary to look to the right to see the pilot/static-based indications on the Dynon PFD. That said, I could not convince my IFR-trained brain to look right for airspeed, hence an indicator to my left.

While we were in there, it seemed like a good idea to replace all of the plumbing and wiring on the Rotax 912ULS and, since we had to open it to install the electronics for the new propeller, have the internals of the gear box overhauled, too. All of this added more time to the project than I had anticipated, but I'm really glad to have done it now.

After a myriad small issues to deal with, including 3 different propeller spinner sizes and two sets of propeller bolts and spacers, followed by over an hour of ground and taxi testing, I could no longer think of a reason not to take her up. Two weeks ago she flew for the first time with all of the new equipment. The airplane performed nearly perfectly but the pilot exhibited signs of rust due to the long down time.


A second flight this weekend gave me the opportunity to wring really out the equipment and gather the performance measures I was looking for. Between replacing the propeller, repairing and re-installing the nose wheel pant, and some other minor cleanups, cruise speed has increased by about 15 knots.

I have some other plans for the airplane, like shortening the wings to the "speedster" configuration, reworking the doors, installing under-seat "toolboxes," and adding some additional speed fairing's, but those are down the road a little ways. It's time to enjoy the fruits of all of this effort for a while!

Michael Gibbs





**- MEMBER BUILDS SHARING -****Michael Gibbs Shares his Upgrade Continued****Carlos Hernandez continues his build**

May 5, 2020

Thanks to a few good guys from EAA Chapter 538 I was finally able to relocate my wings from the garage ceiling to the hangar. Thanks a bunch guys! With that done it was time to finish setting up the air compressor and get to work! First real work session in the hangar! Started and finished the pilot mast install! Little things getting done and one less item off the checklist.

June 7, 2020

Took advantage of the sub 100 degree temps in Phoenix this weekend. Yesterday fellow builder/pilot Tom Velvick helped me reinstall and time my magnetos. Thanks again Tom! FWF (firewall forward) smoke system oil lines fabricated and temporarily installed today! That completes mock up of all the FWF systems! I won't torque anything until the very end when I am certain that nothing needs to come off or on. Pictures start from front right side (cylinder #1) around the back to the front left side (cylinder #2)

August 9, 2020

Replaced my new oil and fuel pressure sensors (gold) with the new new version of the sensors (silver). The new new version has a higher burst pressure rating than the old new ones. All in the name of safety. Also, after finishing the service bulletin for the Horizontal Stabilizer might as well move onto mounting it! Next is setting up the wings for them to be installed!

**- MEMBER BUILDS SHARING -****Carlos Hernandez continues his build**

September 26, 2020

Heat is somewhat tolerable again. At the hangar from 8 to 1 today and finished prepping the bottom wing skins for riveting. Everything is ready and now just need a helper to finish them.

September 27, 2020

Another good work session today at the airport. Van's issued a Service Letter for the tail dragger planes to add a stiffener for additional rigidity. Knocked it out today. These are solid 3-3 rivets per the SL. What you see is the close quarters dimple dies with the nail stem sticking out ready to use my manual puller to form the dimple. Don't use the pneumatic on this type of tool. It doesn't know when to stop and could pull the nail head thru destroying your dies and damaging the skin. Another item checked off the list.

October 4, 2020

His name is Tom Velvick. He's been one of my motivators for finishing my 7. He's built several RV's before and working on his 4th I believe. He offered his assistance for riveting on my bottom wings skins for my plane. So we started at 7:30 Sat morning and finished the left wing skins at 3 pm. This was more work than I realized. Contorting in several directions at once to reach some almost impossible rivets. Especially in the wing walk area where the ribs are only a few inches apart. Now I've got to find a way to get him to come back to finish the right wing! Thanks a ton Tom!

.October 25, 2020 .

What a week of vacation! Productive time working on the airplane. Finished riveting both wings. Completed the new Van's optional forward top skin access covers. Finished soldering the Flyleds nav/strobe kits for both wings and cut out the access areas so they can be flush mounted. Still need to figure out how I want to fix them on. Double side tape or a few screws. Also need to fit and finish the light covers. Temp installed the vertical stabilizer for final fit and completion.

November 1, 2020

Got wings on.

November 15, 2020






Another milestone completed today at the hangar. After temp installing the wings there's a fair amount of adjusting and fitting still needed before drilling the rear spar attach bolt. The edge distance dimension required there is critical to get right so everyone (including myself) slows down and triple checks all measurements and angles. With both wings sweep and triangulation less than an 1/8" difference, the incidence at 3 points on each wing at 0.1 degrees and the flaps fit great I made the drill bushing for the pilot hole and drilled the rear spar! Checked again and



**- MEMBER BUILDS SHARING -**

**Carlos Hernandez continues his build**

nothing changed so I'm good to final drill the hole up to 5/16" final size. I'm am pleased how everything has turned out so far.






**- MEMBER BUILDS SHARING -**

**Carlos Hernandez continues his build**





# HAVE YOU STARTED TO PLAN FOR AIRVENTURE 2021?




AirVenture 2021 Tickets Available Now




EAA Spirit of Aviation Week



MyExpo



## A New Era: AirVenture Planning Through Unknowns



### Recent Articles

**Top Air Show Performers Commit to EAA AirVenture Oshkosh 2021**  
January 28, 2021

**EAA AirVenture Oshkosh 2021**

**February 4, 2021** – Coordinating the countless moving parts of EAA AirVenture Oshkosh is a challenge in the best of times, but coming back from 2020's COVID-caused cancellation raises expectations regarding health and safety measures in planning this year's event on July 26-August 1.

During the coming months, we'll keep you informed with the latest information as the situation evolves in a dedicated area of our website with a highly visible logo. An important phrase to remember is "At this time..." As the return to events begins throughout the country, plans will change in conjunction with the current state of the pandemic.

**NOTICE NOTICE NOTICE NOTICE NOTICE**

Starting In February or February, I will be putting our membership online with EAA .Chapter Roster Management Goal: Make it easier for you to run your chapter.

As a chapter officer, you need to know who is a current member and if your membership is stable, declining, or growing. Your overall paid membership number is the number one indicator of your chapter’s health. Without this information readily available, you are flying blind.

EAA’s Chapter Roster Management website was specifically designed to provide you with an easy way to track your membership and share that info with other chapter leaders.

Benefits of this application:

One source of "truth" as to who is a member and it is Free to chapters!

Accessible by those who need it, when they need it

Get to know your members/Add photos of your members

Help your new members get to know you with a sharable roster

Provides which of your members are current EAA members

Know which of your members have completed EAA’s Youth Protection Policy

The program has a place for pictures of members so an office can print a picture/name list.

**Update your Information and a picture by sending it to either John Gregg or Alexander Bodak. Thanks.**

The screenshot displays the EAA Member Search and Maintenance interface. At the top, there are navigation buttons for 'Home', 'Member Search', and 'Change Password'. Below this is the 'EAA Member Search' section with a note: 'NOTE: To Display all records, leave the form blank and Press the "Search" button.' The search form includes fields for 'First/Nickname', 'Last Name', 'Record Status' (set to 'Active'), 'Member Type', and 'Current Status'. There are also buttons for 'Search', 'Reset', 'Results To Excel', 'Results To Word', and 'Add a new Person!'. A summary box on the right shows 'Current Members:', 'Expired Members:', and 'New Members:'.

The 'EAA Member Maintenance' section is below, with 'Add This Person' and 'Close' buttons. It contains a detailed form with the following fields:

- First Name:  (Required, highlighted in yellow)
- Last Name:  (Required, highlighted in yellow)
- Nickname:
- Spouse/Other:
- Gender:  (Select...)
- EAA #:
- EAA Expiration:  (Select...)
- Member Type:  (Required, highlighted in yellow)
- Status:  (Active)
- Web Admin Access:  (Required, highlighted in yellow)
- Address 1:  (\*\*)
- Address 2:
- City:
- State:  (Select...)
- Zip Code:
- Country:  (Select...)
- Birth Date:
- Joined: 11/30/2019
- Expire Date:  (Required, highlighted in yellow)
- Other Info:
- Home Phone:  (\*\*)
- Cell Phone:  (\*\*)
- Email:  (\*\*)
- License/Ratings/Skills:
- Aircraft Owned:
- Aircraft Project:
- Aircraft Built:
- Participation: IMC:  VMC:
- Young Eagles: Pilot:  Volunteer:
- Youth Protection:
- Background Check:
- Eagle Flight: Pilot:  Volunteer:



**THANK YOU****THANK YOU****THANK YOU****THANK YOU****THE FOLLOWING IS A LIST OF PEOPLE WHO HAVE GENEROUSLY DONATED TO THE HANGAR FUND. WILL YOU JOIN THEM?**

- |                                  |                          |
|----------------------------------|--------------------------|
| 1. Aaron Andrew                  | 31. Mark Pansing         |
| 2. Benjamin Armstrong            | 32. Jack Norris          |
| 3. AZ Aeroservices - Jack Norris | 33. Fred Kirkland        |
| 4. Anna Berry                    | 34. Cheri McGunagle      |
| 5. John Bishop                   | 35. Roger Ward           |
| 6. Alexander Bodak               | 36. George Parkins       |
| 7. Tad Daughters                 | 37. Michael Hauser       |
| 8. John Gregg Jr.                | 38. Richard Schmidt      |
| 9. Darren Henley                 | 39. John Robinson        |
| 10. Carlos Hernandez             | 40. Mark Robinson        |
| 11. Michael Karazewski           | 41. Cheri McGunagle      |
| 12. Mary Kelly                   | 42. Mark Johnson         |
| 13. Jamie Marie                  | 43. Michael Hauser       |
| 14. Micah Martin                 | 44. Scott Davis          |
| 15. Lori Massuer                 | 45. Paul & Debbie Fisher |
| 16. Jim Moss                     | 46. Larry Polhill        |
| 17. Mark Pansing                 | 47. Curt Wheeler         |
| 18. Frank Rivera                 | 48.                      |
| 19. John Roffey                  | 49.                      |
| 20. Chris Rute                   | 50.                      |
| 21. Stuart Snow                  | 51.                      |
| 22. Sold donated items           | 52.                      |
| 23. Steve Thompson               | 53.                      |
| 24. Katie Velvick                | 54.                      |
| 25. Tom Velvick                  |                          |
| 26. John Warner                  |                          |
| 27. Dawn Young                   |                          |
| 28. Chuck Kline                  |                          |
| 29. Roy Hendrickson              |                          |
| 30. Steve Thompson               |                          |

**Send us some money *AND YOUR NAME WILL BE HERE ALSO!***

Check the Website at <https://chapters.eaa.org/ea538/hangar-fundraiser> for more information and updates.

**IF I MISSED ANYBODY, YOU WILL APPEAR IN NEXT MONTH'S NEWSLETTER. AGAIN THANKS FOR GETTING US CLOSER TO OUR GOAL OF OUR OWN HANGAR/HOME..**

2021
E.A.A. Leroy Castle Chapter 538
Membership Renewal Form

Name: \_\_\_\_\_ Spouse's Name: \_\_\_\_\_

Address: \_\_\_\_\_

City: \_\_\_\_\_ State: \_\_\_\_\_ Zip: \_\_\_\_\_

Phone: \_\_\_\_\_ (circle one) Home Cell Email Address: \_\_\_\_\_

National EAA Number: \_\_\_\_\_ Expires: \_\_\_\_\_

Approximate Month & Year joined Chapter 538: \_\_\_\_\_

Note: EAA requires you be a member of National EAA in order to be a member of Chapter 538.

RATINGS HELD:

Student Pilot \_\_\_\_\_ Sport Pilot \_\_\_\_\_ Recreational Pilot \_\_\_\_\_ Private Pilot \_\_\_\_\_ Commercial Pilot \_\_\_\_\_

ATP \_\_\_\_\_ A&P \_\_\_\_\_ IA \_\_\_\_\_ CFI \_\_\_\_\_ CFII \_\_\_\_\_ Other Ratings: \_\_\_\_\_

Aircraft, Project or Hobbies: \_\_\_\_\_

DO NOT SHARE STATEMENT: We will ONLY SHARE THIS INFORMATION WITH OTHER CHAPTER MEMBERS, unless you tell us otherwise: DO NOT share this information \_\_\_\_\_

PROXY STATEMENT: I hereby appoint \_\_\_\_\_ of EAA Chapter 538 as my true and lawful agent and proxy with full power of substitution to represent me, in my absence, at any Chapter meeting on all matters coming before the meeting. Note: If you do not wish to appoint a proxy, mark "N/A", do not sign and you will not relinquish your vote.

Signature

Date

INSTRUCTIONS: Return the completed / updated form and \$20 annual dues to Treasurer:

John Gregg Jr.

5688 W. Abraham Ln.

(Make checks payable to EAA Chapter 538)

Glendale, AZ 85308

Questions. Cell: 623-340-0383

Email: jgreggjr@gmail.com



**2021  
E.A.A. Chapter 538  
New Membership Form**

Name: \_\_\_\_\_ Spouse's Name: \_\_\_\_\_

Address: \_\_\_\_\_

City: \_\_\_\_\_ State: \_\_\_\_\_ Zip: \_\_\_\_\_

Phone: \_\_\_\_\_ Email Address: \_\_\_\_\_

National EAA Number: \_\_\_\_\_ Expires: \_\_\_\_\_

Note: EAA requires you be a member of National EAA in order to be a member of Chapter 538.

Note: Dues are not pro-rated. Dues are due February 1<sup>st</sup> of each year.

**RATINGS HELD:**

Student Pilot \_\_\_\_\_ Sport Pilot \_\_\_\_\_ Recreational Pilot \_\_\_\_\_ Private Pilot \_\_\_\_\_ Commercial Pilot \_\_\_\_\_

ATP \_\_\_\_\_ A&P \_\_\_\_\_ IA \_\_\_\_\_ CFI \_\_\_\_\_ CFII \_\_\_\_\_ Other Ratings: \_\_\_\_\_

Aircraft, Project or Hobbies: \_\_\_\_\_

**DO NOT SHARE STATEMENT:** We will ONLY SHARE THIS INFORMATION WITH OTHER CHAPTER MEMBERS, unless you tell us otherwise: **DO NOT** share this information \_\_\_\_\_

Signature

**PROXY STATEMENT:** I hereby appoint \_\_\_\_\_ of EAA Chapter 538 as my true and lawful agent and proxy with full power of substitution to represent me, in my absence, at any Chapter meeting on all matters coming before the meeting. Note: If you do not wish to appoint a proxy, mark "N/A", do not sign and you will not relinquish your vote.

\_\_\_\_\_  
Signature

\_\_\_\_\_  
Date

**INSTRUCTIONS:** Return the **completed / updated** form and **\$20** annual dues to Treasurer:

John Gregg Jr.

5688 W. Abraham Ln.

Glendale, AZ 85308

Questions: Cell: 623-340-0383

**(Make checks payable to EAA Chapter 538)**

Email: jigregg.jr@gmail.com

**NAME TAG ORDER:**

**Style #1**

NAME EAA CHAPTER 538 PHOENIX, AZ
--

**Style #2**

NAME EAA CHAPTER 538, PHX,AZ LINE 3
---

First Name	Last Name	Style #1

Style #2	If Choose Style #2 – Line 3 to Read

Note: Chapter pays for your first name tag as part of your initial year dues. Replacements name tags are \$8.00 ea.

# **EAA CHAPTER 538**

## **FUNDRAISER**

***Donate now to help the chapter build a new home. Do you like to participate in Young Eagles Flights? How about pancake breakfast fundraiser's? Fly-in or fly-outs. Maybe you wish to move your project out of your garage into a bigger space. Do you like EAA workshops? Your contribution will help toward building a hangar facility that will be the new meeting place plus a home base for all of our activities. EAA Chapter 538 is a 501(c)3 nonprofit organization. Use the receipt below along with your donation.***

Name \_\_\_\_\_  
Address \_\_\_\_\_  
City \_\_\_\_\_ State \_\_\_\_ Zip Code \_\_\_\_\_  
Donation Amount \_\_\_\_\_

Print this page, fill it out and send it to

John Gregg Jr.  
5688 W. Abraham Lane  
Glendale, AZ 85308