



November 2023 Newsletter Volume 47, Number 10
The Static Line

Leroy Castle Memorial EAA Chapter 538 Phoenix, AZ

Website: <https://chapters.eaa.org/ea538>

Email: ea538board@gmail.com

Facebook: www.facebook.com/ea538



Monthly meeting are the second Tuesday of every month starting 6:30 P.M. At 7856 North Glen Harbor Blvd.. Glendale.

In This Issue

Calendar of Events & Index	Pg. 01
Officers & Directors	Pg. 01
Presidents Report	Pg. 02
Presidents report continued	Pg. 03
Secretary Monthly Minutes	Pg. 04
Notices, Sport Aviation, Wallpaper	Pg. 05
Webinars Schedule for November	Pg. 06
Webinars Continue until page 8	Pg. 08
For Sale	Pg. 09
For Sale Continues to	Pg. 21
Airport Tuba City	Pg, 22
Tuba City cont. To	Pg. 27
Members Build - and pictures	Pg, 28
Paul Fisher build continued	Pg. 30
AirVenture Next Year	Pg. 31
Thank You to Donors for hangar	Pg. 32
New Member form	Pg. 33
Renewal Member form	Pg. 34
Hangar Donation page	Pg. 35

2023 Chapter Officers / Directors

President – Darren Henley
Email: p51bldr@yahoo.com

Vice President – Tad Daughters
Email: tadcnslt@lycos.com

Treasurer – John Gregg
Email: jgregg.jr@gmail.com

Secretary – Ian Arnold
Email: iarnol423@gmail.com

1 year director – Mike Hauser
Email: azgtrman@yahoo.com

2 year Director - Tom Velvick
Email: tomvelvick@cox.net

3 year Director - Cheri McGunagle
Email: cherimcgu@gmail.com

Newsletter Editor – Alex Bodak
Email: cpucoach@yahoo.com

Webmaster/Hangar – Carlos Hernandez
Email: pazmany.ch@gmail.com



2023 Calendar

Non 14, 2023

Dec 12, 2023

PRESIDENTS MONTHLY REPORT

Welcome EAA Chapter 538 Members, Family and Friends.

Autumn is finally here. After a long and hot summer, the weather is cooling down nicely. It is becoming quite comfortable to do outdoor things. There many activities related to the upcoming holidays of Thanksgiving, Christmas and the New Year. Everyone should take the time to celebrate the holidays with their friends and families.

November is the month that we vote on next years leadership. It takes extra participation from the members for the chapter to continue to be successful. All positions are considered open. The positions are President, Vice President, Secretary, Treasurer and 3 Year Director. If anyone is interested in any leadership position, let us know and we will add you to the list.

Chapter activities this month begin with a Young Eagles Event at the Glendale Airport. This will be on the 18th of November. As usual, we are looking for pilots and ground crews. It is necessary to complete the Youth Protection Program. This can be found at the EAA's website <https://www.eaa.org/ea/youth/free-ye-flights>. Come on out and lend a hand with the ground crews or fly some kids. I look forward to see you there.

It looks like that we are going to continue the work on our hangar. We are looking to begin on the week after Thanksgiving and the weeks before Christmas. We will be looking for volunteers to help installing the insulation and siding. This time, we won't need as many people per day. About 4 helpers per day is all that we will need. If anyone is willing to help, call me at 530-736-1338 or email at P51bldr@yahoo.com. I will be building a schedule during that time. Let me know as to when you are available. Lets get this hangar finished.

Request for donations. Our hangar costs have increased dramatically since beginning this project. We are looking to obtain a loan to finish the hangar. Unfortunately, this incurs an expense that I wish we didn't have to pay. I would much rather complete this using our own funds instead of paying interest on the loan. We hope to raise sufficient funds via "hangar rent" to pay of our financial obligations. This is a great time for anyone who has a plane or project to move into our new hangar. If this is interest to anyone call me or email using the information above. We will have tools and amenities that most people probably won't have. These will be available to chapter members.

While this is a late notice. I had hoped to have our December Christmas Party in our hangar this year. Our fall back plan is to have it at Dillon's Barbecue this year. I hope to have it on the second Tuesday but we have yet to reserve the room. Once we have the room reserved, we will send an announcement to everyone of the time and date.

I must go. The work crews are arriving to install the new roof on my workshop. I have been patching it for years, but it can wait no longer.

PRESIDENTS MONTHLY REPORT CONTINUED

See everyone at the next meeting.



SECRETARY REPORT

Meeting of 10/10/23

Meeting called to order at 6:44

Tonight's presentation was done by Ivan M, presenting a FAA Wings course on Stalls, spin, and spiral stall recovery. Ivan spoke of several experiences, some of which being his own in the recovery of spins and spiral stalls.

Following Ivan's presentation Carlos spoke about the maiden flight of his RV-7

A break was held between 7:27 to 7:42

Construction will resume on the Hangar shortly, equipment such as scissor lifts, and telehandler will be moved on site. Insulation, siding, roofing, and the doors will be completed before the electrical, fire, and plumbing can be completed. Volunteers will be needed once again. A sign up sheet has been made, and be sure to contact the Chapter if you're interested.

Our next Young Eagles flight will be on November 18th, pilots and ground crew are always greatly appreciated. Pilots, be sure to have your EAA Youth Protection Program filled out to participate. December 2nd Steller Air Park will have their own young eagles event, as well as a pancake breakfast.

If all goes well we hope to have this year's Christmas party at the Hangar, although the alternate location will be at Dillon's barbecue. Because of the Christmas party there will be no meeting in December.

Coming up are chapter elections, nominations are needed for positions such as director, secretary, president, and vice president. People who haven't held a position before are encouraged to try out for a position.

We've got 19,130\$ in the Chapter account in total, the scholarship fund is at 5,321\$.

In the future for the chapter, the chapter specific dues may need to be raised to help cover the operating costs of the Hangar once it is completed. Dues will be increased to 40 dollars a year, that will allow Chapter Members to use the EAA Hangar with specific tooling and equipment for project building. As well as the possibility for renting out space within the Hangar for projects or aircraft storage.

November is election of officers. Darren Henley was nominated to be Chapter President, Tad was nominated to be the Chapter Vice President, The Secretary position is open for nomination, John Gregg was nominated to be Chapter Treasure, Carlos was nominated to be Three Year director.

Meeting was adjourned at 8:30 P.M.


NEWS & EVENTS

- NOTICE NOTICE -

CHAPTER MEMBERSHIP REMINDER:

**2023 DUES ARE NOW DUE!
PLEASE BRING YOUR \$20
CASH/CHECK/PAYPAL. YOUR DUES
RUN FROM JAN 1 TO DEC 31 OF
THE YEAR. GO TO THE LINK
BELOW. ALSO, DARREN'S \$100
HANGAR DONATION CHALLENGE !**

<https://chapters.eaa.org/ea538/join-or-renew-chapter-538>



Bradley Kit For Sale



2023 NOVEMBER WALLPAPER



2023 NOVEMBER SPORT AVIATION MAGAZINE.



WEBINARS FOR NOVEMBER 2023 URL:**[HTTP://WWW.EAAVIDEO.ORG/CATEGORY/VIDEOS/WEBINARS](http://www.eaavideo.org/category/videos/webinars)**

Webinars

These live, informative, and interactive webinars, allow you to easily attend a session from anywhere, anytime, using a compatible computer or mobile device! **Registration is required, and space is limited.**

EAA Webinars sponsored by



Want to receive the monthly webinar schedule in your inbox?

[Sign up](#)

Some EAA Webinars qualify for credit in the FAA's WINGS or AMT awards program. Visit www.faa.gov for details.

EAA gratefully acknowledges the support of Aircraft Spruce and Specialty Co. for their generous sponsorship of EAA webinars.

Upcoming Webinars Schedule

[Cloudy With A Chance of PIREPs](#) | Qualifies for FAA WINGS credit

Wednesday, November 8, 7 p.m. CST with Prof. H. Paul Shuch

Pilot Reports are just one more way for aviators to share critical safety information with each other. In this WINGS award webinar by Prof. H. Paul Shuch, we will review the format of PIREPs, including what they cover, when to file them, where to check them, and how to interpret their sometimes cryptic language. We're all in this together! Qualifies for FAA WINGS Credit

WEBINARS FOR NOVEMBER 2023 URL:**[HTTP://WWW.EAAVIDEO.ORG/CATEGORY/VIDEOS/WEBINARS](http://www.eaavideo.org/category/videos/webinars)****The DC-3 | Museum Webinars Series****Tuesday, November 14, 7 p.m. CST with Chris Henry**

Standing guard in front of the EAA Aviation Museum is a DC-3. Join us as we talk about the airframe and the many different versions of this legendary aircraft.

Solid Edge Modeling 101**Wednesday, November 15, 7 p.m. CST with Muhammad Sajjad**

Join us for an enlightening webinar on Solid Edge Modeling 101, presented by Muhammad Sajjad with Siemens. This webinar is designed for both newcomers to Solid Edge and seasoned professionals looking to enhance their 3D modeling skills. Topics will include:

- *Synchronous Modeling workflows*
 - *Ref planes*
 - *Sketching*
 - *Extrude, revolve, sweep and loft*
 - *Multi-body modeling*
 - *Text to models*
-

WEBINARS FOR NOVEMBER 2023 URL:
[HTTP://WWW.EAAVIDEO.ORG/CATEGORY/VIDEOS/WEBINARS](http://www.eaavideo.org/category/videos/webinars)

Hosting a Young Eagles Rally – Advanced Best Practices

Thursday, November 16, 7 p.m. CST with David Leiting

Join David Leiting, EAA Eagles Program manager, as he provides a review of Young Eagles rally best practices. This webinar will go beyond the requirements of hosting a rally and focus on best practices used at various chapters all across the association. In addition, a brief overview of the Young Eagles online registration process will be discussed.

Three Strikes and You're Out: A Practical Strategy for Stopping the Accident Chain | Qualifies for FAA WINGS Credit

Wednesday, November 29, 7 p.m. CST with Kenneth Solosky

We all are safe and conscientious pilots. We train for emergencies and read accident reports to learn from other's mistakes. We often wonder, how did the pilot miss the signs? But they did. Join Kenneth Solosky as he discusses three strikes as a practical approach to stopping the accident chain before it ever happens.

Digital Management of Aircraft Maintenance Records | Qualifies for FAA WINGS and AMT credit

Tuesday, November 21, 7 p.m. CST with Crewchief Systems

If you're not managing your plane with data, you're not flying in the 21st century. Learn how to maximize the utility and value of your aircraft while improving safety through empirical data and systemized maintenance monitoring. Crewchief Systems discusses how you can take advantage of this electronic platform, now an exclusive EAA member benefit.

FOR SALE PAGE 1

For Sale Bradley Aerobat Kit. Right picture completed example,

Company Info - no longer selling kits.



Sonex two place Airplane Kit for Sale



FOR SALE PAGE 2

FOR SALE PROJECT: STOL KING



FOR SALE PAGE 3

**INCOMPLETE THALMAN 4, WOOD, METAL, FIBERGLASS
CONTACT CURT CURTIS - EMAIL - CURTCURTIS@Q.COM**

PRICE=

FREE



www.All-Aero.com

- Add / Correct
- Share Experiences
- UFOs
- Extras



- Aircraft
- Lighter than Air
- Gliders

- Helicopters
- LSA / UL
- Power
- Current Production

- Gyrocopter
- Hang-glider/Paraglider
- Military

- Main Menu
- Home
 - Contact Us

Thalman T-4



Thalman T-4 N53389


The 1953 ThalmanT-4 was a four-pace mid-wing cabin monoplane of all-wood geodetic construction. The one built, N53389, had manually retracting undercarriage. Initially powered by a 135hp Lycoming O-290, it was later converted to T-tail with a 170hp O-340.

Engine: 135hp Lycoming O-290
 Wingspan: 40'0"
 Useful load: 1050 lb
 Max speed: 175 mph
 Cruise: 155 mph
 Stall: 45 mph
 Range: 700 mi
 Seats: 4
 Undercarriage: manual retractable

T-4 1953 = 4pChwM rg (manual); 135 hp Lycoming O-290; span: 40'0" load: 1050# v: 175/155/45 range: 700. All-wood geodetic construction. [N53389]. Later converted to T-tail with 170 hp O-340. Price FREE.

FOR SALE PAGE 4

Price FREE



FOR SALE PAGE 5

ADDITIONAL ITEMS FOR SALE FROM CURT CURTIS

These shelves are listed on craigs list at \$60. They are free to a club member. Also a two pedestal desk and a metal work bench. the shelves 18 in. wide 3 sections for a total of 9 ft. long. contact CURT 602 809 4446. PRICE = FREE

I have some instruments and landing gear legs, plus wheels. I'm asking \$100 for each. But i need to send the message that they are for sale at any price. They need a home. Also I have some wheels and stuff.



FOR SALE PAGE 6

My friend Cora Lee in Del Norte , Colorado lives on the airport at KRCV East slope of the rockies East of Wolf Creek pass. Astronaut Kent Rominger airport.

She is selling her airport hangar, paved taxiway.. Metal, concrete floor, power. 42' by 30' with a motor operator pull up hinged folding door. Right now I think her price is around \$65,000. Her number is 719 - 657 - 0846. If anyone has any other questions or can't get hold of her they can call me .

Rodney at 623-640-4704

Leave a message due to robocalls.



I am a former member of Chapter 538 and still receive your newsletters. I am no longer an active pilot or builder and have several items I hope someone can put to good use. Here is a list:

Tail Dragger used to move easily RV aircraft

Garmin 396 portable GPS (works well but data base is out-of-date & battery not charged)

2 Lightspeed 15/20XL noise canceling head sets (one needs new gel ear cups)

1 David Clark H20-10 headset (not noise canceling)

1 FlightCom 5DX headset (not noise canceling)

Aerox 13 cu ft oxygen cylinder with carry case and masks

If anyone has interest in these items please let me know.

Gary Graham

pince@cox.net

602-617-7573

AZ Skypark home on 2 acres, 2 story, 3 bedroom 2,700 ft sq. 500 ft sq basement. Camp Verde, Montezuma Airport (19AZ) Lighted 3300' x 60' paved runway and taxiways View of Mingus Mtns and Verde Valley, 40' x 50' attached hangar, 29 panel solar electrical. Motorhome carport.

Howard & Elaine Ginn, 2540 Piper Ave, Camp Verde, AZ 36322

520-252-5555

\$575,000 [Tony](#)

FOR SALE PAGE 7

This is Karen Hausteen, we have met a few times at various events and meetings.. Anyway, I have a few items that I would like someone to purchase or take if they could be used. I am not sure how to let you and the EAA chapter know, but here is the information:

2 pairs of yokes, from a Cessna 172

1 set of rudder pedals, from a C 172 also

I also have a few avionics items - not sure what and if they even work.

Anyone that is interested can call me and we can arrange for the items to be seen at my hanger at DVT.

Karen Hausteen

760-898-6641



FOR SALE PAGE 8

This airplane is brand new, it is still in phase 1, has about 20 hours on the Hobbs meter. It has dual 10 inch HDX Dynon's primary flight displays. Also has the auxiliary radio and auto pilot on the panel. The airplane holds a little over 39 gallons of fuel. The fuel burn is around 5 1/2 to 6 gallons per hour. That is premium car gas by the way. Because the 914 is a turbo charged engine the higher you go the better efficiency you get. You can expect 140 to 150 mph with the wheel pants on. probably 5 mph or so less without the wheel pads. The prop is a whirlwind ground adjustable prop. The manufacture doesn't think that a constant speed prop would add much to the performance of this engine so I didn't spending the \$13 or \$14K, just didn't make sense. As far as landing the airplane goes, I only have about 15 landings on her and I am still getting used to it so I can't really tell you whether she's going to be an easy airplane to land or not. It sure does fly well, very predictable.

I haven't painted the airplane yet, still trying to decide on a paint job. By the way, I am the builder of the airplane. Bought a quick build kit from the company and hired a professional Avionics team to install the Avionics. First two pictures are not my airplane, but are about as close as you can get to it and I thought you might like to see them.

Asking \$135k Larry Jansick <ljansick@gmail.com>



FOR SALE PAGE 9

RV-6A S/N 60271 SPECS & DETAILS. Please contact **Ed Daror via email : 72ae@cox.net**. Aircraft built by owner A&P/IA and Flight Tested and FAA certified as N72AE In November 2003 For Day, Night, VFR, IFR operations at 1800 Lbs. Gross Aircraft Weight for Normal and 1400 Lbs. Aerobatics. Present Aircraft, Engine and Propeller Total Time in Service since new: 212 Hours. ENGINE : Lycoming Factory new 0-360-A1A 180 H.P. with Slick Electronic Ignition. PROPELLER: Hartzell Constant Speed factory new Model HC-C2YK-1BF / F766A-4. AVIONICS: Garmin GNC 300XL GPS/COM and ILS Indicator and a function unit, Narco 12D+ Nav/ Com and an ILS Indicator, Narco AT 150 Transponder, Garmin GMA 240 Audio Panel/Intercom, UAvionix ADS-B Out Bundle. All with separate antennas. EILT with remote Switch/indicator. Autopilot: NAVAID Tru-Track coupled to GPS. COMPASS: Vertical. FLAPS: Electrical. PITOT TUBE: Heated. Landing Lights: Dual. Wing Strobes: dual. CARBURATOR: Temperature Gauge, THROTTLE, PROP, MIXTURE controls: Vernier type, Cabin HEATER and ventilation controls, AEROBATIC HARNESS: Hooker 6 point on both seats, STEPS: on both sides. INSTRUMENTS: All with internal controllable illumination. NOSE WHEEL: Improved Bearings by Splats Recently installed. BRAKES: Cleveland dual sides. AIRCRAFT CONTROLS: Stick type with Mike buttons. This aircraft has and is always hangered at DVT in Phoenix, AZ. Engine is protected with preservative. Aircraft is presently Airworthy. ALL Van's Aircraft Service Bulletins complied at last annual CONDITION INSPECTION on November 12th, 2021. ADS- B needs to be rechecked in flight with FAA- ATC procedure.



I do have a 20 year collection of the EAA's Sport Aviation Magazines with the inherent wealth of information in them. All at a price of picking them up from my home. Please, kindly spread the word to membership and they can get in contact with me via my wife's email nova11@cox.net. (My own email 72ae@cox.net in the same account, is very capricious any more, but luckily. it still favors you with functioning in your communications with me. Others are trying to email me, like ASAG and the FAA are not so lucky, i find them arriving in the SPAM section, at best, but mostly not at all...) Cox has no answers, so after 26 years of my loyalty I am looking for another provider. Thank you very much for your kind help, Ed Daror

FOR SALE PAGE 10

AIRCRAFT BIRCH PLYWOOD AND MORE FOR SALE

No shipping (typical 4x4 sheet ships for over \$200 from California).

Example Pricing:

.4 mm 4x3.5 sheet \$70. (Catalog pricing is \$73 plus \$270 shipping)

.8 mm 5x5 sheet \$50. Catalog for 33% less plywood is \$40 plus shipping (only currently sold in 4x4 sheets) 5 sheets available





1.5 mm 5x5 sheet \$65. Compare catalog plus shipping for 16 square feet vs 25 sq ft.

3.0 mm 5x5 sheet (2 available) \$100. Compare to catalog 4x4 sheets

More material available in 4x8 sheets. 4x8 sheets of plexiglass. Great investments for future projects. Sound proofing material in original roll. Fiberglass rolls. Bring your micrometer to get what you need. Let's talk.

Would consider offers plus a generous donation to EAA Chapter 538 for all of the above.

Bob Hurni (602) 327-3290



FOR SALE PAGE 11

On July 9, 2023 Marc Halcomb did the first test flight on his design configuration for a single point fuel injection system (a VW speed part), Microsquirt ECU, high pressure fuel regulator, Tuner studio software, Walbro fuel pumps, a number of GM auto sensors, and a custom header tank for return fuel on his Arion Lightning 3300A Gen 4 engine. This is the same engine that Marc designed the supercharger platform. The new fuel system replaces the original Bing carb and a subsequent ROTEC TBI used with the supercharger.

The fuel injection (absent the supercharger), increased the cruise speed at 3000 rpm (Airmaster 2-blade constant speed prop) from 145 mph to 153 mph. This fuel injection system has a much


lower cost than the aftermarket SDS multipoint fuel injection system.

With this improvement in fuel delivery, Marc expects the high speed cruise with the supercharger will go from the low 170 mph range to near 180 mph with much smoother performance. A higher flow VW fuel injector may be required for the supercharged configuration.

Jack Norris

AZ Aeroservices

azaerosvc@gmail.com



FOR SALE PAGE 12

John Warner <johnawarnercpa@hotmail.com>
1960 Bell 47G2

FYI, Col. Chuck Millar, owner of Millar Field (2AZ4), is selling his Bell 47 helicopter (like in M*A*S*H).

Have a great day!

John A. Warner
602-228-0102 Cell/Text

1960 Bell 47G2



Serial # 2522
Annual 1-8-23
Standard Airworthiness Cert
VO435 Lycoming. 132 hrs SMOH 260hp
Factory new cylinders and cam
VFR avionics
Becker com/transponder
Totally restored by Millar Aviation
Always hangared
Beautiful condition inside and out, Medical forces sale.
Millar Aviation
crmusa06@gmail.com
Price best offer



FOR SALE PAGE 13

I Have few things that didn't go with the hanger contents:
 Light Speed Sierra headset IFly 740
 Garmin 195 hand set gray scale
 Any takers, proceeds to the hanger project.

Mark Johnson <markarden38@gmail.com>

For Sale: Used (150-160 hours estimated) Jabiru 3300A Gen 2. Originally on a plane in TX and replaced by the owner. We used for a few hours to test supercharger. One cylinder below

70/80 at last compression test. \$1500 with delivery in AZ.

Jack Norris, AZ Aeroservices, 703-307-6775.


Eric Moore <ericmoore68@gmail.com>

To: Alexander Bodak III

Wed, Sep 6 at 9:51 A.M.

Hi Alex,

I have news for all of EAA 538. I have recently launched my new flight training company, Foxtrot Hotel Aerobatics, offering Spin, UPRT and aerobatic training right here in Phoenix. We are offering training in the super decathlon or your own aircraft. See below:



Welcome to [Foxtrot Hotel Aerobatics](#). Our goal is to make you a better, safer aviator by expanding your understanding of what an airplane, and you, are capable of. Whether its a CFI spin endorsement, comprehensive UPRT or aerobatics, we can get you there safely and with a greater understanding of all attitude flight. Our curriculum is bred from competition, bringing the precision and focus needed to excel. Ask about our aerobatic intro packages,

as veteran International Aerobatic Club competitors we can take you from an intro flight to your first competition, mentoring and guiding you every step of the way.

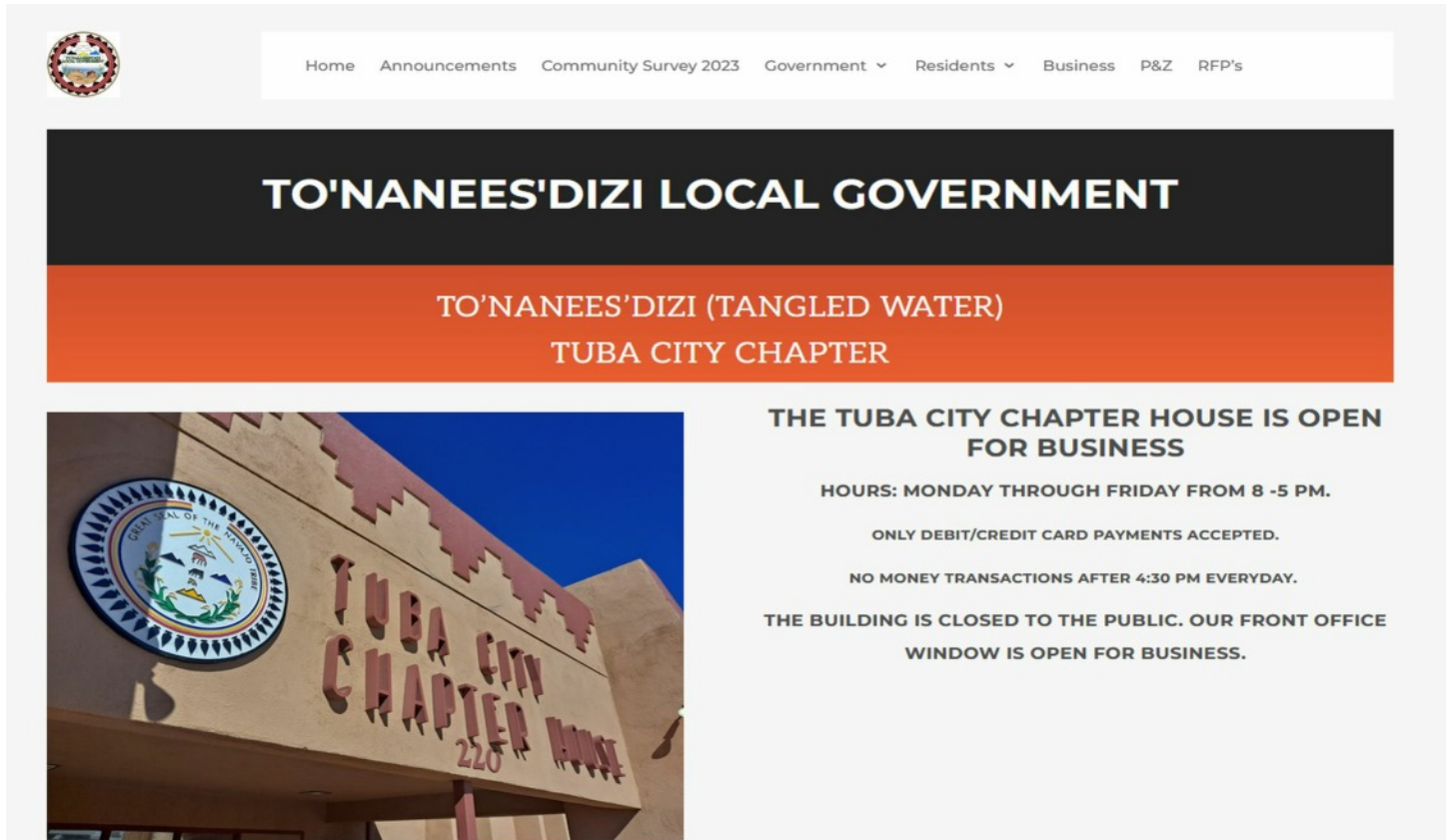
FH aerobatics. Forged in competition. Eric is a CFI, and a veteran IAC competitor with wins and podiums in sportsman through advanced categories, an aerospace engineer and a desire to make better, safer pilots. Let us take you to the next level whether it's spin, UPRT or aerobatics. We apply a holistic approach to all attitude flight training from mindset and preparation through execution.

Check it out on Facebook: Foxtrot Hotel Aerobatics

Instagram: fhaerobatics

email: foxtrothotelaero@gmail.com

AIRPORT OF THE MONTH - TUBA CITY



The screenshot shows the website for To'Nanees'Dizi Local Government, Tuba City Chapter. The header includes a logo and navigation links: Home, Announcements, Community Survey 2023, Government, Residents, Business, P&Z, and RFP's. Below the header, the text reads "TO'NANEES'DIZI LOCAL GOVERNMENT" and "TO'NANEES'DIZI (TANGLED WATER) TUBA CITY CHAPTER". A photograph of the Tuba City Chapter House is shown on the left, featuring the Great Seal of the Navajo Nation and the text "TUBA CITY CHAPTER HOUSE 220". To the right of the photo, an announcement states: "THE TUBA CITY CHAPTER HOUSE IS OPEN FOR BUSINESS. HOURS: MONDAY THROUGH FRIDAY FROM 8 -5 PM. ONLY DEBIT/CREDIT CARD PAYMENTS ACCEPTED. NO MONEY TRANSACTIONS AFTER 4:30 PM EVERYDAY. THE BUILDING IS CLOSED TO THE PUBLIC. OUR FRONT OFFICE WINDOW IS OPEN FOR BUSINESS."

The Hopi village of Moenkopi lies directly to its southeast, and Hopi also live in the city.

European Americans named the town in honor of chief Tuuvi, a Hopi man from Oraibi who converted to the Church of Jesus Christ of Latter-day Saints and allowed Mormon migrants to settle in the area. The Navajo name for this community, Tó Naneesdizí, translates as "tangled waters." It likely refers to the many below-ground springs that are the source of several reservoirs.

Tuba City is located within the Painted Desert near the western edge of the Navajo Nation. Tuba City is located approximately 50 miles (80 km) from the eastern entrance to Grand Canyon National Park and approximately 78 miles (126 km) from Flagstaff. Most of Tuba City's residents are Navajo, with a small Hopi minority.

TUBA CITY MUNICIPAL AIRPORT.

Tuba City Airport (IATA: TBC[2], FAA LID: T03) is a public-use airport located 6 miles (5.2 nmi; 9.7 km) west of the central business district of Tuba City, in Coconino County, Arizona, United States. It is owned by the Navajo Nation.

This is one of six airports owned by the Navajo Nation; the other five being Chinle Airport (E91), Kayenta Airport (0V7) and Window Rock Airport (RQE) in Arizona, plus Crown point Airport (0E8) and Shiprock Airport (5V5) in New Mexico.

AIRPORT OF THE MONTH - TUBA CITY CONTINUED

Tuba City Airport Facilities and aircraft

Tuba City Airport covers an area of 350 acres (140 ha) at an elevation of 4,513 feet (1,376 m) above mean sea level. It has one runway designated 15/33 with an asphalt surface measuring 6,230 by 75 feet (1,899 x 23 m). For the 12-month period ending April 18, 2010, the airport had 250 general aviation aircraft operations, an average of 20 per month

Tuba City Airport-T03
Airport

Phone: (505) 728-2804

Tuba City Airport
Tuba City, AZ 86045 · 184.11 mi

Is this your business? [Verify your listing](#)

expedia.com
Hotels in Tuba City - Tuba City

Find and Compare Great Deals on Hotels and You Can Save Big!
Take Advantage of Our Package Deals. You Can Reduce Stress
Packages: Save up to 20% · Expedia's Best Prices · 11+ Million
Reviews · 1 Million Properties

Types: Boutique Hotels, Luxury Hotels, Airport Hotels, Hostels,

AIRPORT OF THE MONTH - TUBA CITY CONTINUED

AIRNAV.COM

- Airports
- Nav aids
- Airspace Fixes
- Aviation Fuel
- Hotels
- AIRBOSS
- iPhone App
- My AirNav

T03 Tuba City Airport
Tuba City, Arizona, USA

GOING TO TUBA CITY?



FAA INFORMATION EFFECTIVE 02 NOVEMBER 2023

Location


FAA Identifier: T03
 Lat/Long: 36-05-33.5000N 111-22-59.1000W
 36-05.558333N 111-22.985000W
 36.0926389,-111.3830833
 (estimated)
 Elevation: 4513 ft. / 1376 m (estimated)
 Variation: 13E (1990)
 From city: 5 miles W of TUBA CITY, AZ
 Time zone: UTC -6 (UTC -7 during Standard Time)
 Zip code: 86045

Airport Operations

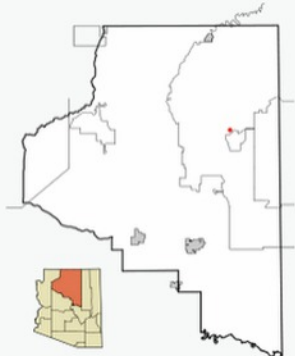
Airport use: Open to the public
 Activation date: 08/1992
 Control tower: no
 ARTCC: DENVER CENTER
 FSS: PRESCOTT FLIGHT SERVICE STATION
 NOTAMs facility: PRC (NOTAM-D service available)
 Attendance: UNATNDD
 Wind indicator: lighted
 Segmented circle: yes
 Lights: ACTVT PAPI RWY 15 & 33; MIRL RWY 15/33 - CTAF.
 Beacon: white-green (lighted land airport)
 Operates sunset to sunrise.

Tuba City, Arizona
Tó Naneesdizí


Unincorporated town CDP



Tuba Trading Post built in 1905



Location in Coconino County and the state of Arizona



Location in Arizona#Location in the United States

AIRPORT OF THE MONTH - TUBA CITY CONTINUED

Airport Communications

CTAF: 122.9

- COMMUNICATIONS PROVIDED BY PRESCOTT RADIO ON FREQS 122.05R/113.5T (TUBA CITY RCO).

Nearby radio navigation aids

VOR radial/distance	VOR name	Freq	Var
TBC r238/5.8	TUBA CITY VORTAC	113.50	15E
GCN r063/37.9	GRAND CANYON VOR/DME	111.65	15E

Airport Services

Parking: tiedowns

Runway Information

Runway 15/33

Dimensions: 6230 x 75 ft. / 1899 x 23 m
 Surface: asphalt, in fair condition
 N 1500 FT SFC UNDULATIONS UP TO 8 IN.

Weight bearing capacity: Single wheel: 12.5
 Runway edge lights: medium intensity

RUNWAY 15

Latitude: 36-06.058167N
 Longitude: 111-23.134167W
 Elevation: 4512.0 ft.

Traffic pattern: left
 Runway heading: 153 magnetic, 166 true
 Markings: nonprecision, in good condition

Visual slope indicator: 2-light PAPI on left (3.00 degrees glide path)

RUNWAY 33

36-05.060167N
 111-22.835333W
 4455.0 ft.

left
 333 magnetic, 346 true
 nonprecision, in good condition

Visual slope indicator: 2-light PAPI on left (3.00 degrees glide path)



Road maps at: [MapQuest](#) [Bing](#) [Google](#)

Aerial photo

WARNING: Photo may not be current or correct



Photo by Andy Durbin
 Photo taken 24-Dec-2006
 from the south looking north

Do you have a better or more recent aerial photo of Tuba City Airport that you would like to share? If so, please [send us your photo](#).

Sectional chart



Airport distance calculator

Flying to Tuba City Airport? Find the distance to fly.

Airport Ownership and Management from official FAA records

Ownership: Publicly-owned

Owner: NAVAJO NATION C/O NAVAJO DOT
 PO BOX 4620
 WINDOW ROCK, AZ 86515
 Phone 928-871-6164

Manager: RAINEY CRAWFORD
 PO BOX 4620
 WINDOW ROCK, AZ 86515
 Phone (505) 728-2804
 928-797-1684.

AIRPORT OF THE MONTH - TUBA CITY CONTINUED THINGS TO DO


1. Dino Tracks
2. Navajo Interactive Museum
3. Road Trips near Tuba City
4. List of things 2 do one
5. Tuba Trading Post
6. Things to do IN Tuba City
7. Tuba City Emblem
8. Flag of the Navaho Nation
9. Sandstone Hoodoos
10. Navajo Code Talkers picture



ROAD TRIPS
Touring Tribal Lands in Arizona
From cultural etiquette to tour suggestions, here's everything you need to know about visiting the many tribal communities in Arizona.



Monument Valley Navajo Tribal Park
On a scenic road trip through Northern Arizona, Monument Valley's iconic landscapes inspire visitors. Located in Northern Arizona, Monument...



Navajo National Monument
Explore the ancestral past of modern Southwest tribes at Navajo National Monuments' three cliff dwellings: Bataatkin, Keet Seel, and Inscription...

Things to Do in Tuba City, AZ



1. Pink Jeep Tours - Sedona
5555 - Historical Tours, Wine Tours, Walking Tours
"Jordan and the tour were AWESOME!! We went on the Ancient Ruins tour which had a walk..." [more](#)



2. NavajoLand Hotel - Tuba City
Hotels
"We were starting our travels back to Michigan after making our way west via Route 66..." [more](#)



3. Dinosaur Tracks
Landmarks & Historical Buildings, Walking Tours
"I recently had the most incredible experience at Dinosaur Tracks in Tuba City, Arizona..." [more](#)



4. Moenkopi Legacy Inn and Suites
55 - Tours
"Really comfortable, clean and quiet hotel. We usually use chain hotels like Hilton g..." [more](#)



6. Pizza Edge
5 - Pizza
"We were craving pizza during our long road trip. There wasn't very much to too fill you..." [more](#)



6. Pink Jeep Tours - Grand Canyon
Tours
"Big thanks to Frankie who was, in every sense of the word, our guide. He took our gr..." [more](#)

AIRPORT OF THE MONTH - TUBA CITY CONTINUED THINGS TO DO




Navajo Nation

Covering more than 27,000 square miles of desert landscape around the Four Corners region, Navajo Nation has many treasures to explore.



Hopi Tribe

Hopi tribal lands are sacred regions that require a bit of effort to visit. Discover how to explore this special place and leave with a deeper...



MEMBER BUILDS, PICTURES, AND ACTIVITIES**Ivan Manoogian makes progress on his sail plane****JACK NORRIS UPDATES-**

1. A video (in Spanish) produced by FARD (Dominican Republic Air Force) on the Dulus TP-75 Tucano. The TP-75 is a modified version of the Tucano Replica built by Flying Legend. The TP-75 modifications maintain +6/-3 g's to the MTOW of 1650 pounds. The kits are built out by FARD technicians and used by the Dominican Republic AF for basic training and patrol aircraft. <https://fb.watch/nU2-e1ukHu/>.
2. My own TR (fixed gear) N121AZ is near completion (pictured below). Propeller installation, ELT hook-up, ADS-B integration and intersection fairing mounting remain. It will be available for Young Eagle flights in 2024. The power plant is a supercharged 912ULS @130-135hp. I have a used Edge Performance fuel injection system that will be installed later along with an eBov and a new pulley to drive the Rotrex supercharger faster.
3. Testing of single port fuel injection (using VW hot rod system) on the Jabiru 3300 went well. The ECU mapping functions allows very precise fine tuning of fuel flow/MAP and RPM. The integration with the Supercharger resulting in a 30 mph cruise speed increase on an Airon Lightning with testing up to 34 MAP @ 5000' density altitude. Higher speeds with increased MAP to 36" should yield a comfortably higher cruise speed. 12000' D.A. is expected to yield speed increases over 180 mph in a cruise configuration. The fuel injection mated to the programmable ECU provides significantly smoother operation than use of the Rotec TBI or the Bing carb.
4. Work on my TR 1803 (retractable) has been re-started. Mounting of the retractable gear is in progress.
5. The 240hp turbine version of the Tucano Replica is expected to have first flight in the next 60 days. We expect it to be fast.

MEMBERS BUILDS, PICTURES, AND ACTIVITIES -PAUL FISHER

Paul Fisher RV12iS

This month was all fiberglass. That was a learning curve as was the paint - but the result is better in my opinion. The fiberglass covers the canopy arms and covers the plexiglass/forward canopy frame bar and extends over the forward fuselage, with the forward canopy seal underneath.

First I put a build up of duct tape and a spacer to provide clearance for the fiberglass and along the forward edge was a spacer that provided room for the forward seal. It wasn't stated in the KIA, but I should have curved that strip to match the cowl curve, rather than rely on the duct tape to hold it. The very ends popped up & the tape was not strong enough to hold them down. It looks ok in the first picture but it wasn't really.

Then a pink block of foam was glued with epoxy into the cavity above the side arm and shaped to the curve of the fuselage. there is a space below the arm for the air support cylinder that the fiberglass should span. I made a cardboard fill for that space to support the glass so it would not sag. Same for the gap above the foam. I think that worked well. Since I have not done anything the other way, I don't know how much effort it saved me, but it did work. After the picture was taken I covered all the duct tape areas with packing tape and waxed it as a mold release. The second picture is after the glass was laid up. The glass cloth does change shape somewhat after cutting. When it is wet it can be re-shaped more than you might expect, so a couple of ply coverage was a little skimpy, but it worked out. The 2nd picture is one side just before the peel ply was applied. after the sides harden a strip is laid up across the front of the canopy to connect them. The third picture is cutting the plies for the strip.

Darren recommended that the strips be cut on the diagonal so they would be easier to adjust after they were wet out. (the side templates included weave direction indication, so I followed them for the sides). That certainly worked, but it seemed that every strip narrowed as I placed it so I had to work every strip to be wider as I placed them. Since I have no other experience with glass, I don't know how much grief I was saved. I do know that it was not a good idea for the narrowest strip (1/4 inch wide) because the strip fell apart at a couple of places as I was handling it. Since it was really just used to build up a "gully" to a more gentle curve - I put it in in pieces. After I got everything laid up and hardened, it was obvious that the seal spacer I mentioned had protruded and created an unnecessary and unsightly bulge on either side of the aircraft. I fixed that using a trick I read about for cowlings that bulge. I filled the back of the gap using flox to fill it in. I used a cut off end of the spacer, bent to the right curve to create the gap for the seal, so I would not have to sand that out). Then I sanded from the front until the bulge was much diminished. That was enough to sand completely through the original layers of fiberglass, but the flox was already in place so there was not hole to fill. On the fourth picture, the white glob in the center is flox, the area around is the tapered glass out to the areas that were filled on the surface. The red marks were originally on the back, you can see that they have moved to the surface next to the fill, and get deeper as you move out.

The last picture is the arm after it was finished - there were several rounds of micro-balloon fill and sand, followed by 2 coats of neat epoxy, sanded to taper to the electrical tape on the plexiglass. The seals around the canopy are also in place in that photo.

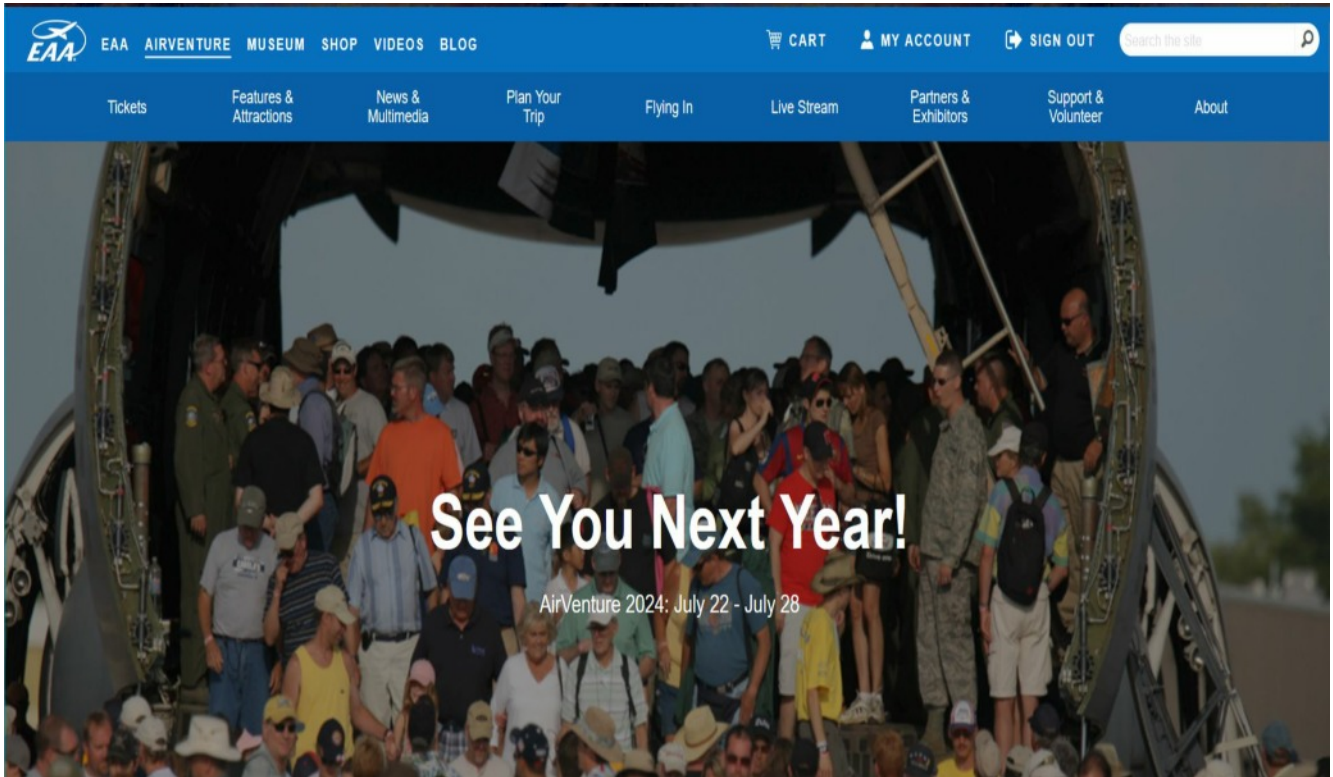
Next I need to start the "punch list" I have a couple of service bulletins to do, align the tire, tension cables, registration number etc.

Paul

MEMBERS BUILDS, PICTURES, AND ACTIVITIES -PAUL FISHER



START PLANNING FOR NEXT YEARS AIRVENTURE



The screenshot shows the top navigation bar of the EAA website. On the left is the EAA logo. The main navigation menu includes: EAA, AIRVENTURE, MUSEUM, SHOP, VIDEOS, BLOG, CART, MY ACCOUNT, and SIGN OUT. A search bar is located on the right. Below the navigation bar is a secondary menu with links: Tickets, Features & Attractions, News & Multimedia, Plan Your Trip, Flying In, Live Stream, Partners & Exhibitors, Support & Volunteer, and About. The main content area features a large photograph of a crowd of people gathered in front of the open cargo door of a large aircraft. Overlaid on the photo is the text "See You Next Year!" and "AirVenture 2024: July 22 - July 28".



A promotional graphic for Airventure 2024. The background is a night sky filled with colorful fireworks. In the foreground, the tail section of a large aircraft is visible. The text "SEE YOU IN 2024" is written in large, bold, white letters. Below this, the EAA logo is followed by "AIRVENTURE OSHKOSH 2024" and "JULY 22-28". At the bottom, it says "Bookmark EAA.org/AirVenture for AirVenture 2024 updates" and includes a QR code.

THANK YOU**THANK YOU****THANK YOU****THANK YOU**

THE FOLLOWING IS A LIST OF PEOPLE WHO HAVE GENEROUSLY DONATED TO THE HANGAR FUND. WILL YOU JOIN THEM? Send us some money and your name

will be here also! * MEANS MULTIPLE DONATIONS.

- | | |
|----------------------------------|--------------------------|
| 1. Aaron Andrew | 40. John Robinson |
| 2. Benjamin Armstrong | 41. Mark Robinson |
| 3. AZ Aeroservices - Jack Norris | 42. Cheri McGunagle |
| 4. Anna Berry | 43. Mark Johnson |
| 5. John Bishop | 44. Michael Hauser |
| 6. Alexander Bodak * | 45. Scott Davis |
| 7. Tad Daughters ** | 46. Paul & Debbie Fisher |
| 8. John Gregg Jr. | 47. Larry Polhill |
| 9. Darren Henley * | 48. Curt Wheeler |
| 10. Carlos Hernandez | 49. Mark Pearson |
| 11. Michael Karazewski | 50. Don Nee |
| 12. Mary Kelly | 51. Mark Johnson |
| 13. Jamie Marie | 52. Elena Evans |
| 14. Micah Martin | 53. Alex Hardt |
| 15. Lori Massuer | 54. John Maleitzke |
| 16. Jim Moss | 55. Dee Grimm |
| 17. Mark Pansing | 56. Joe Statt |
| 18. Frank Rivera | 57. John Barbrick |
| 19. John Roffey | 58. Lonny McClung |
| 20. Chris Rute | 59. Bob Hurni * |
| 21. Stuart Snow | 60. John Warner |
| 22. Sharon Burke * | 61. Doug Brune |
| 23. Steve Thompson | 62. Fawn Dorman |
| 24. Katie Velvick | 63. Willard Waddle |
| 25. Tom Velvick | 64. Dave Timberlake |
| 26. John Warner | 65. Doug Hanrahan |
| 27. Dawn Young | 66. Anonymous \$5,000. |
| 28. Chuck Kline | 67. Larry Jansic |
| 29. Roy Hendrickson | |
| 30. Steve Thompson | |
| 31. Mark Pansing | |
| 32. Jack Norris | |
| 33. Fred Kirkland | |
| 34. Cheri McGunagle | |
| 35. Roger Ward | |
| 36. George Parkins | |
| 37. Michael Hauser | |
| 38. Richard Schmidt | |
| 39. David Courtney | |

CHECK THE WEBSITE AT [HTTPS://CHAPTERS.EAA.ORG/EA538/HANGAR-FUNDRAISER](https://chapters.eaa.org/ea538/hangar-fundraiser) FOR MORE INFORMATION AND UPDATES. * * MEANS MULTIPLE DONATIONS.

IF I MISSED ANYBODY, YOU WILL APPEAR IN NEXT MONTH'S NEWSLETTER. AGAIN THANKS FOR GETTING US CLOSER TO OUR GOAL OF OUR OWN HANGAR/HOME..

2022
E.A.A. Leroy Castle Chapter 538
Membership Renewal Form

Name: _____ Spouse's Name: _____
 Address: _____
 City: _____ State: _____ Zip: _____
 Phone: _____ (circle one) Home Cell Email Address: _____
 National EAA Number: _____ Expires: _____
 Approximate Month & Year joined Chapter 538: _____
 Note: EAA requires you be a member of National EAA in order to be a member of Chapter 538.

RATINGS HELD:
 Student Pilot _____ Sport Pilot _____ Recreational Pilot _____ Private Pilot _____ Commercial Pilot _____
 ATP _____ A&P _____ IA _____ CFI _____ CFII _____ Other Ratings: _____
 Aircraft, Project or Hobbies: _____

DO NOT SHARE STATEMENT: We will ONLY SHARE THIS INFORMATION WITH OTHER CHAPTER MEMBERS, unless you tell us otherwise: DO NOT share this information _____
 Signature

PROXY STATEMENT: I hereby appoint _____ of EAA Chapter 538 as my true and lawful agent and proxy with full power of substitution to represent me, in my absence, at any Chapter meeting on all matters coming before the meeting. Note: If you do not wish to appoint a proxy, mark "N/A", do not sign and you will not relinquish your vote.
 _____ Signature _____ Date

INSTRUCTIONS: Return the completed / updated form and \$20 annual dues to Treasurer:
 John Gregg Jr.
 5688 W. Abraham Ln. (Make checks payable to EAA Chapter 538)
 Glendale, AZ 85308
 Questions. Cell: 623-340-0383 Email: jgreggjr@gmail.com

Print, Fill in, Write your check, and sent it to John Gregg.

Print, Fill in, Write your check, and sent it to John Gregg.

**2023
E.A.A. Chapter 538
New Membership Form**

Name: _____ Spouse's Name: _____

Address: _____

City: _____ State: _____ Zip: _____

Phone: _____ Email Address: _____

National EAA Number: _____ Expires: _____

Note: EAA requires you be a member of National EAA in order to be a member of Chapter 538.

Note: Dues are not pro-rated. Dues are due January 1st of each year.

RATINGS HELD:

Student Pilot _____ Sport Pilot _____ Recreational Pilot _____ Private Pilot _____ Commercial Pilot _____

ATP _____ A&P _____ IA _____ CFI _____ CFII _____ Other Ratings: _____

Aircraft, Project or Hobbies: _____

DO NOT SHARE STATEMENT: We will ONLY SHARE THIS INFORMATION WITH OTHER CHAPTER MEMBERS, unless you tell us otherwise: **DO NOT** share this information _____

Signature

PROXY STATEMENT: I hereby appoint _____ of EAA Chapter 538 as my true and lawful agent and proxy with full power of substitution to represent me, in my absence, at any Chapter meeting on all matters coming before the meeting. Note: If you do not wish to appoint a proxy, mark "N/A", do not sign and you will not relinquish your vote.

Signature

Date

INSTRUCTIONS: Return the **completed / updated** form and **\$20** annual dues to Treasurer:

John Gregg Jr.

5688 W. Abraham Ln.

(Make checks payable to EAA Chapter 538)

Glendale, AZ 85308

Questions: Cell: 623-340-0383

Email: jgregg.jr@gmail.com

NAME TAG ORDER:

Style #1

NAME EAA CHAPTER 538 PHOENIX, AZ
--

Style #2

NAME EAA CHAPTER 538, PHX,AZ LINE 3

First Name	Last Name	Style #1

Style #2	If Choose Style #2 – Line 3 to Read

Note: Chapter pays for your first name tag as part of your initial year dues. Replacements name tags are \$8.00 ea.

EXPERIMENTAL AIRCRAFT ASSOCIATION LEROY CASTLE CHAPTER 538 PHOENIX, ARIZONA

The Leroy Castle EAA Chapter 538 is a 501(c)(3) non-profit organization (EIN 86-1017778). We are counting on support from our community and folks like you to help us!

Your donation is very much appreciated!

This is your receipt* for your donation in the amount of:

\$100 \$250 \$500 \$1000 \$5000

Other: _____

Donation Date: _____

Make donation check payable to: EAA Chapter 538

Mail checks to: 36409 N 17th Ave. Phoenix, AZ 85086

**Thank You for supporting EAA Chapter 538
and the future of aviation!**

**Please retain this receipt for tax purposes and consult your accountant regarding charitable tax deduction related questions.*

chapters.eaa.org/ea538