



January 2024 Newsletter Volume 48, Number 01
The Static Line

Leroy Castle Memorial EAA Chapter 538 Phoenix, AZ

Website: https://chapters.eaa.org/ea538

Email: eaa538board@gmail.com

Facebook: www.facebook.com/ea538



Monthly meeting are the second Tuesday of every month starting 6:30 P.M. At 7856 North Glen Harbor Blvd.. Glendale.

In This Issue

Calendar of Events & Index Pg. 01
Officers & Directors Pg. 01
Presidents Report Pg. 02
Secretary Monthly Minutes Pg. 03
Notices, Sport Aviation, Wallpaper Pg. 04
Webinars Schedule for January Pg. 05
Webinars Continue until page 8 Pg. 06
For Sale Pg. 07
For Sale Continues to Pg. 17
Clifton-Morenci Pg. 18
Airport cont. To Pg. 23
Members Build Pg. 24
Paul Fisher Build picture Pg. 25
EAA Homebuilders Week Pg. 26
Wickenburg Fly-in & Car Show Pg. 27
Hangar Build Pictures Pg. 28
Request for Volunteers at Buckeye Pg. 29
AirVenture Next Year Pg. 30
Thank You to Donors for hangar Pg. 31
New Member form Pg. 32
Renewal Member form Pg. 33
Hangar Donation page Pg. 34

2023 Chapter Officers / Directors

President – Darren Henley
Email: p51bldr@yahoo.com

Vice President – Tad Daughters
Email: tadcnslt@lycos.com

Treasurer – John Gregg
Email: jgregg.jr@gmail.com

Secretary – Alexander Bodak III
Email: cpucoach@yahho.com

1 year director – Tom Velvick
Email: tomvelvick@cox.net

2 year Director - Cheri McGunagle
Email: cherimcgu@gmail.com

3 year Director - Katie Velvick
Email: rv4chick@cox.net

Newsletter Editor – Alex Bodak
Email: cpucoach@yahoo.com

Webmaster/Hangar – Carlos Hernandez
Email: pazmany.ch@gmail.com



2024 Calendar

- January 9th, 2024
February 13, 2024
March 12, 2024
April 9, 2024
May 14, 2024
June 11, 2024
July 11, 2024

PRESIDENTS MONTHLY REPORT

Welcome EAA Chapter 538 Members, Family and Friends.

Happy New Year to everyone. 2024 is now here as we begin a new chapter in the story that is EAA Chapter 538. There will be many new things coming our way beginning this year. Work has now begun hanging the insulation and walls at our chapter hangar. Once the hangar is complete, we will move into our new headquarters. Along with that will be new and exciting activities as we begin to grow into our new location. One of the first things will be to begin meeting at the new location. This should appeal to everyone as we surround ourselves with the vestments of our aviation history. A library of donated materials will be available to anyone to check out. Pictures and posters will decorate the walls illustrating our unique past. There will be planes and projects which will hallmark our members love for aviation which should also inspire others to begin their own projects. There will be plenty of tools and equipment that will be available to members who may not have tools of their own. Members can use them any time while at the hangar or to be able to check them out to use at home. Also we will begin with a monthly pancake breakfast in order to raise funds and will continue until the summer heat no longer makes it practical. I look forward to the new direction our chapter will be taking as our future looks exciting.

Congratulations goes out to Carlos Hernandez. If you follow along at our Facebook page, Carlos has been making regular updates on his RV project. Soon he will be completing stage 1 of the flight test program. The latest announcement at the FB page is a call to attend AirVenture at Oshkosh this summer. Carlos plans to take his plane there. How many of you also plan to attend? Begin your travel plans early. Plan to convoy together? How about renting camping spaces together as well? There will be many exciting things to do so make your plans. Don't forget to document your trip and tell us when you get back.

We have a couple of Young Eagles events beginning this year. Remember, these events are to inspire young people to consider careers in aviation and the best time to do this to reach out to them early. Many do not know about the entire industry of general aviation. What better way to introduce them to this potential career path is to give them a flight experience in small aircraft. This is something that they will likely remember for all of their lives. We always need ground crew and especially pilots to make these events a success. Unfortunately we had to cancel our last event due to weather, so we can expect a make up day this spring. I look forward to seeing everyone there at the next YE event. Check our newsletter for the dates and place them in your calendars.

Donations, Donations, Donations. Our chapter has received many donations that we use to raise revenue for the chapter. Some included a BD-5 and a Sonex. Both of these have been sold. We also have a STOL King which is well along in its construction. If you like to fly low and slow, this is the project for you. We once had a presentation about aircraft camping and back country flying. This would be the perfect aircraft for that. If anyone is interested, let us know. Also I cannot emphasize enough that we continue to need monetary donations which will help with the completion of our hangar. Your help is necessary for us to be successful with this. Once we are able to move in to our hangar, we can also move all of our donated things such as work benches, cabinets, tools and parts. I expect that we will also have a yard sale to eliminate excess items as well as raise additional funds.

Once the hangar has the roof on it, I will make a call for weekend support. The next project will be to frame up the bathrooms and storage room. These are ordinary things where everyone can help. Also once the roof is on our hangar, I am thinking about having a Chapter "Shareholders" meeting. This will be for everyone to see our progress, future work and plan for our "Grand Opening".

Thank you everyone. I look forward to seeing you at the next meeting.

Darren Henley

President

EAA Chapter 538

SECRETARY REPORT

There was not a meeting so no report. However there are the winners of the various raffles at the Christmas party.

12/12/23

EAA Chapter 538

2023 Christmas Party Notes from John Gregg Jr.

Dillon's 59 th Ave

6:00 P.M. – 9:00 P.M.

Party Winners

Joel Hagland won AC Spruce \$50 gift certificate

John Barbrick won AC Spruce \$50 gift certificate

John Barbrick won Christmas Concert tickets – Pro Musica







Paul Fisher won \$25 gift certificate to Wildwings

Paul Fisher won \$25 gift certificate to Outback

Norma Hagland won \$25 gift certificate to Starbucks

Bob Hurni won \$25 gift certificate to Macayo's

Cheri McGunagle won \$25 gift certificate to Red Robin




NEWS & EVENTS

- NOTICE NOTICE -

CHAPTER MEMBERSHIP REMINDER:

**2024 DUES ARE NOW DUE!
PLEASE BRING YOUR \$20
CASH/CHECK/PAYPAL. YOUR DUES
RUN FROM JAN 1 TO DEC 31 OF
THE YEAR. GO TO THE LINK
BELOW. ALSO, DARREN'S \$100
HANGAR DONATION CHALLENGE !**

<https://chapters.eaa.org/ea538/join-or-renew-chapter-538>



Bradley Kit For Sale



2023 JANUARY WALLPAPER



**2023 JANUARY SPORT AVIATION
MAGAZINE.**



WEBINARS FOR JANUARY 2023 URL:**[HTTP://WWW.EAAVIDEO.ORG/CATEGORY/VIDEOS/WEBINARS](http://www.eaa-video.org/category/videos/webinars)**

Webinars

**Homebuilders Week**

January 22–26, 2024

LEARN. BUILD. FLY.

These live, informative, and interactive webinars, allow you to easily attend a session from anywhere, anytime, using a compatible computer or mobile device! **Registration is required, and space is limited.**

Want to receive the monthly webinar schedule in your inbox?

[Sign up](#)

Some EAA Webinars qualify for credit in the FAA's WINGS or AMT awards program. Visit www.faasafety.gov for details.

EAA gratefully acknowledges the support of Aircraft Spruce and Specialty Co. for their generous sponsorship of EAA webinars.

EAA Webinars sponsored by

**Upcoming Webinars Schedule****Time & Materials Maintenance** | Qualifies for FAA WINGS and AMT Credit**Wednesday, January 3, 7 p.m. CST with Mike Busch**

In this webinar, GA maintenance advocate Mike Busch A&P/IA discusses this issue, and suggests some better ways to deal with aircraft maintenance pricing.

The Van's RV | Museum Webinars Series**Tuesday, January 9, 7 p.m. CST with Chris Henry & Dick VanGrunsvan**

The Van's RV series is one of the designs that changed the landscape of homebuilt aircraft. Tonight we will talk about the examples in the EAA Aviation Museum collection, as well as the history of the type.

WEBINARS FOR JANUARY 2023 URL:**[HTTP://WWW.EAAVIDEO.ORG/CATEGORY/VIDEOS/WEBINARS](http://www.eaavideo.org/category/videos/webinars)**

[Chilly Checklist: Tips to Preheat Aircraft Engines](#) | Qualifies for FAA WINGS Credit**Wednesday, January 10, 7 p.m. CST with Prof. H. Paul Shuch**

This FAA Safety Team WINGS and AMT Award webinar is being presented in the dark and chill of Northern Hemisphere winter, when aircraft engines are especially difficult to start. Prof. H. Paul Shuch discusses why, wherefore, and how to preheat your engine, review products on the market that will help you to do so, and even learn how to build your own budget preheater. Don't let low temperature starts ground or damage your aircraft!

[Young Eagles Coordinator Onboarding](#)**Wednesday, January 31, 7 p.m. CST with David Leiting**

Learn the ins and outs of the Young Eagles coordinator position during this live webinar with Q&A. EAA Eagles Program Manager David Leiting will cover a wide range of topics including rally planning, online registration, and basic coordinator duties.

FOR SALE PAGE 1

For Sale Bradley Aerobat Kit. Right picture completed example,

Company Info - no longer selling kits.



FOR SALE PROJECT: STOL KING




FOR SALE PAGE 2

**INCOMPLETE THALMAN 4, WOOD, METAL, FIBERGLASS
CONTACT CURT CURTIS - EMAIL - CURTCURTIS@Q.COM**

PRICE=

FREE



www.All-Aero.com

- Add / Correct
- Share Experiences
- UFOs
- Extras



- Aircraft
- Lighter than Air
- Gliders

- Helicopters
- LSA / UL
- Power
- Current Production

- Gyrocopter
- Hang-glider/Paraglider
- Military

- Main Menu
- Home
 - Contact Us

Thalman T-4



Thalman T-4 N53389



The 1953 Thalman T-4 was a four-place mid-wing cabin monoplane of all-wood geodetic construction. The one built, N53389, had manually retracting undercarriage. Initially powered by a 135hp Lycoming O-290, it was later converted to T-tail with a 170hp O-340.

Engine: 135hp Lycoming O-290
 Wingspan: 40'0"
 Useful load: 1050 lb
 Max speed: 175 mph
 Cruise: 155 mph
 Stall: 45 mph
 Range: 700 mi
 Seats: 4
 Undercarriage: manual retractable

T-4 1953 = 4pChwM rg (manual); 135 hp Lycoming O-290; span: 40'0" load: 1050# v: 175/155/45 range: 700. All-wood geodetic construction. [N53389]. Later converted to T-tail with 170 hp O-340. Price FREE.

FOR SALE PAGE 3

Price FREE



FOR SALE PAGE 4

ADDITIONAL ITEMS FOR SALE FROM CURT CURTIS

These shelves are listed on craigs list at \$60. They are free to a club member. Also a two pedestal desk and a metal work bench. the shelves 18 in. wide 3 sections for a total of 9 ft. long. contact CURT 602 809 4446. PRICE = FREE

I have some instruments and landing gear legs, plus wheels. I'm asking \$100 for each. But i need to send the message that they are for sale at any price. They need a home. Also I have some wheels and stuff.



FOR SALE PAGE 5

My friend Cora Lee in Del Norte , Colorado lives on the airport at KRCV East slope of the rockies East of Wolf Creek pass. Astronaut Kent Rominger airport.

She is selling her airport hangar, paved taxiway.. Metal, concrete floor, power. 42' by 30' with a motor operator pull up hinged folding door. Right now I think her price is around \$65,000. Her number is 719 - 657 - 0846. If anyone has any other questions or can't get hold of her they can call me .

Rodney at 623-640-4704

Leave a message due to robocalls.



I am a former member of Chapter 538 and still receive your newsletters. I am no longer an active pilot or builder and have several items I hope someone can put to good use. Here is a list:

Tail Dragger used to move easily RV aircraft

Garmin 396 portable GPS (works well but data base is out-of-date & battery not charged)

2 Lightspeed 15/20XL noise canceling head sets (one needs new gel ear cups)

1 David Clark H20-10 headset (not noise canceling)

1 FlightCom 5DX headset (not noise canceling)

Aerox 13 cu ft oxygen cylinder with carry case and masks

If anyone has interest in these items please let me know.

Gary Graham

pince@cox.net

602-617-7573

AZ Skypark home on 2 acres, 2 story, 3 bedroom 2,700 ft sq. 500 ft sq basement. Camp Verde, Montezuma Airport (19AZ) Lighted 3300' x 60' paved runway and taxiways View of Mingus Mtns and Verde Valley, 40' x 50' attached hangar, 29 panel solar electrical. Motorhome carport.

Howard & Elaine Ginn, 2540 Piper Ave, Camp Verde, AZ 36322

520-252-5555

\$575,000 [Tony](#)

FOR SALE PAGE 6

This is Karen Hausteen, we have met a few times at various events and meetings.. Anyway, I have a few items that I would like someone to purchase or take if they could be used. I am not sure how to let you and the EAA chapter know, but here is the information:

2 pairs of yokes, from a Cessna 172

1 set of rudder pedals, from a C 172 also

I also have a few avionics items - not sure what and if they even work.

Anyone that is interested can call me and we can arrange for the items to be seen at my hanger at DVT.

Karen Hausteen

760-898-6641



FOR SALE PAGE 7

This airplane is brand new, it is still in phase 1, has about 20 hours on the Hobbs meter. It has dual 10 inch HDX Dynon's primary flight displays. Also has the auxiliary radio and auto pilot on the panel. The airplane holds a little over 39 gallons of fuel. The fuel burn is around 5 1/2 to 6 gallons per hour. That is premium car gas by the way. Because the 914 is a turbo charged engine the higher you go the better efficiency you get. You can expect 140 to 150 mph with the wheel pants on. probably 5 mph or so less without the wheel pads. The prop is a whirlwind ground adjustable prop. The manufacture doesn't think that a constant speed prop would add much to the performance of this engine so I didn't spending the \$13 or \$14K, just didn't make sense. As far as landing the airplane goes, I only have about 15 landings on her and I am still getting used to it so I can't really tell you whether she's going to be an easy airplane to land or not. It sure does fly well, very predictable.

I haven't painted the airplane yet, still trying to decide on a paint job. By the way, I am the builder of the airplane. Bought a quick build kit from the company and hired a professional Avionics team to install the Avionics. First two pictures are not my airplane, but are about as close as you can get to it and I thought you might like to see them.

Asking \$135k Larry Jansick <ljansick@gmail.com>



FOR SALE PAGE 8

RV-6A S/N 60271 SPECS & DETAILS. Please contact **Ed Daror via email : 72ae@cox.net**. Aircraft built by owner A&P/IA and Flight Tested and FAA certified as N72AE In January 2003 For Day, Night, VFR, IFR operations at 1800 Lbs. Gross Aircraft Weight for Normal and 1400 Lbs. Aerobatics. Present Aircraft, Engine and Propeller Total Time in Service since new: 212 Hours. ENGINE : Lycoming Factory new 0-360-A1A 180 H.P. with Slick Electronic Ignition. PROPELLER: Hartzell Constant Speed factory new Model HC-C2YK-1BF / F766A-4. AVIONICS: Garmin GNC 300XL GPS/COM and ILS Indicator and a function unit, Narco 12D+ Nav/ Com and an ILS Indicator, Narco AT 150 Transponder, Garmin GMA 240 Audio Panel/Intercom, UAavionix ADS-B Out Bundle. All with separate antennas. EILT with remote Switch/indicator. Autopilot: NAVAID Tru-Track coupled to GPS. COMPASS: Vertical. FLAPS: Electrical. PITOT TUBE: Heated. Landing Lights: Dual. Wing Strobes: dual. CARBURATOR: Temperature Gauge, THROTTLE, PROP, MIXTURE controls: Vernier type, Cabin HEATER and ventilation controls, AEROBATIC HARNESS: Hooker 6 point on both seats, STEPS: on both sides. INSTRUMENTS: All with internal controllable illumination. NOSE WHEEL: Improved Bearings by Splats Recently installed. BRAKES: Cleveland dual sides. AIRCRAFT CONTROLS: Stick type with Mike buttons. This aircraft has and is always hangered at DVT in Phoenix, AZ. Engine is protected with preservative. Aircraft is presently Airworthy. ALL Van's Aircraft Service Bulletins complied at last annual CONDITION INSPECTION on January 12th, 2021. ADS- B needs to be rechecked in flight with FAA- ATC procedure.



I do have a 20 year collection of the EAA's Sport Aviation Magazines with the inherent wealth of information in them. All at a price of picking them up from my home. Please, kindly spread the word to membership and they can get in contact with me via my wife's email nova11@cox.net. (My own email 72ae@cox.net in the same account, is very capricious any more, but luckily. it still favors you with functioning in your communications with me. Others are trying to email me, like ASAG and the FAA are not so lucky, i find them arriving in the SPAM section, at best, but mostly not at all...) Cox has no answers, so after 26 years of my loyalty I am looking for another provider. Thank you very much for your kind help, Ed Daror

FOR SALE PAGE 9

AIRCRAFT BIRCH PLYWOOD AND MORE FOR SALE

No shipping (typical 4x4 sheet ships for over \$200 from California).

Example Pricing:

.4 mm 4x3.5 sheet \$70. (Catalog pricing is \$73 plus \$270 shipping)

.8 mm 5x5 sheet \$50. Catalog for 33% less plywood is \$40 plus shipping (only currently sold in 4x4 sheets) 5 sheets available




1.5 mm 5x5 sheet \$65. Compare catalog plus shipping for 16 square feet vs 25 sq ft.

3.0 mm 5x5 sheet (2 available) \$100. Compare to catalog 4x4 sheets

More material available in 4x8 sheets. 4x8 sheets of plexiglass. Great investments for future projects. Sound proofing material in original roll. Fiberglass rolls. Bring your micrometer to get what you need. Let's talk.

Would consider offers plus a generous donation to EAA Chapter 538 for all of the above.

Bob Hurni (602) 327-3290



FOR SALE PAGE 10

John Warner <johnawarnercpa@hotmail.com>
1960 Bell 47G2

FYI, Col. Chuck Millar, owner of Millar Field (2AZ4), is selling his Bell 47 helicopter (like in M*A*S*H).

Have a great day!

John A. Warner

602-228-0102 Cell/Text

1960 Bell 47G2



Serial # 2522
Annual 1-8-23
Standard Airworthiness Cert
VO435 Lycoming. 132 hrs SMOH 260hp
Factory new cylinders and cam
VFR avionics
Becker com/transponder
Totally restored by Millar Aviation
Always hangared
Beautiful condition inside and out, Medical forces sale.
Millar Aviation
crmusa06@gmail.com
Price best offer



FOR SALE PAGE 11

I Have few things that didn't go with the hanger contents:

Light Speed Sierra headset IFly 740

Garmin 195 hand set gray scale

Any takers, proceeds to the hanger project.

Mark Johnson <markarden38@gmail.com>

Eric Moore <ericmoore68@gmail.com>

To: Alexander Bodak III

Wed, Sep 6 at 9:51 A.M.

Hi Alex,

I have news for all of EAA 538. I have recently launched my new flight training company, Foxtrot Hotel Aerobatics, offering Spin, UPRT and aerobatic training right here in Phoenix. We are offering training in the super decathlon or your own aircraft. See below:

Welcome to [Foxtrot Hotel Aerobatics](#). Our goal is to make you a better, safer aviator by expanding your understanding of what an airplane, and you, are capable of. Whether its a CFI spin endorsement, comprehensive UPRT or aerobatics, we can get you there safely and with a greater understanding of all attitude flight. Our curriculum is bred from competition, bringing the precision and focus needed to excel. Ask about our aerobatic intro packages, as veteran International Aerobatic Club competitors we can take you from an intro flight to your first competition, mentoring and guiding you every step of the way.



FH aerobatics. Forged in competition. Eric is a CFI, and a veteran IAC competitor with wins and podiums in sportsman through advanced categories, an aerospace engineer and a desire to make better, safer pilots. Let us take you to the next level whether it's spin, UPRT or aerobatics. We apply a holistic approach to all attitude flight training from mindset and preparation through execution.

Check it out on Facebook: Foxtrot Hotel Aerobatics

Instagram: fhaerobatics

email: foxtrothotelaero@gmail.com

AIRPORT OF THE MONTH - CLIFTON-MORENCI

THE COMMUNITY OF MORENCI ARIZONA

ABOUT US RESIDENTS THINGS TO DO DIRECTORIES

THE COMMUNITY OF MORENCI ARIZONA

COMMUNITY CENTER LIBRARY DINING & ENTERTAINMENT EVENTS MORENCI REC DESK

Morenci is located in southeastern Arizona and is home to Freeport-McMoran's copper mining operation, the largest in North America and one of the largest copper mines in the world.

The townsite of Morenci is comprised of approximately 1,600 homes as well as a business plaza, healthcare complex, recreational facilities and school district.

Where is Clifton? What's Here? Rich History Photo Galleries News & Musings Contact Us Home

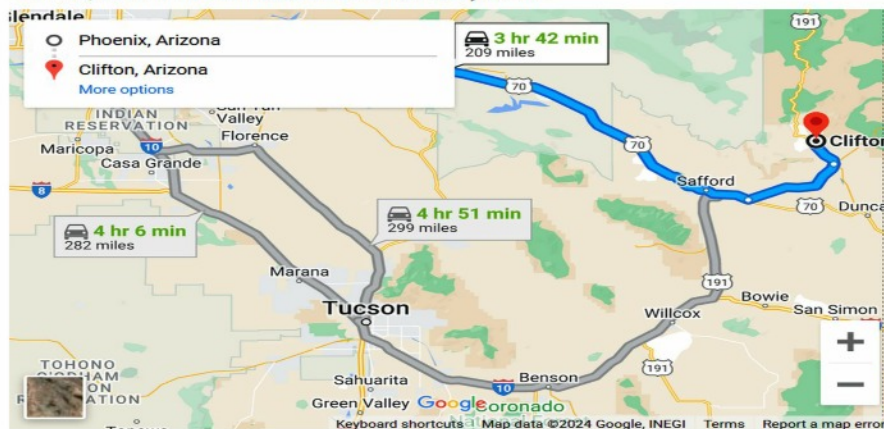
Visit CHASE CREEK!

POST CARD Hello there, from Historic Chase Creek!

Where is Clifton?

Clifton is located on US Hwy. 191, not far from Safford. It is nestled in the foothills at the bottom of the Coronado Trail, which passes through scenic eastern Arizona.

The map below shows directions to Clifton from Phoenix, and if you [click here to view a larger map](#) you'll be taken to the main Google Maps website where you can type in any location and get detailed, customized directions from wherever you like.



AIRPORT OF THE MONTH - CLIFTON-MORENCI CONTINUED

Clifton is a town in and is the county seat of Greenlee County, Arizona, United States, along the San Francisco River. The population of the town was 3,311 at the 2010 census, with a 2018 population estimate of 3,700. It was a place of the Arizona copper mine strike of 1983.

Clifton and Morenci are thought to be an economic area by the Arizona Department of Commerce.

Morenci is a census-designated place (CDP) and company town in Greenlee County, Arizona, United States, and was founded by the Detroit Copper Mining Company of Arizona. The population was 2,000 at the 2000 census and 1,489 at the 2010 census. The biggest employer in Morenci (and in nearby Clifton) and the owner of the town is Freeport-McMoRan, the owner of the Morenci Mine, the largest copper mining operation in North America, and one of the largest copper mines in the world. The town was a site of the Arizona Copper Mine Strike of 1983. The large open-pit mine is north of the town.

From Wikipedia, the free encyclopedia

Greenlee County Airport

IATA: CFT ICAO: KCFT FAA LID: CFT

Airport type Public

Owner Greenlee County

Serves Clifton/Morenci, Arizona

Elevation AMSL 3,798 ft / 1,158 m

Coordinates 32°57′25″N 109°12′40″W

Map

CFT is located in Arizona

Runways

Direction	Length	Surface
ft	m	
7/25	4,978 1,517	Asphalt

ft

7/25 4,978 1,517 Asphalt

Statistics (2021)

Aircraft operations (year ending 4/18/2021) 1,350

Based aircraft 1

Source: Federal Aviation Administration

Greenlee County Airport (IATA: CFT, ICAO: KCFT, FAA LID: CFT) is in Greenlee County, 9 miles (7.8 nmi; 14 km) southeast of Clifton and Morenci, Arizona.

The FAA's National Plan of Integrated Airport Systems for 2011–2015 categorized it as a general aviation facility.

AIRPORT OF THE MONTH - CLIFTON-MORENCI CONTINUED

Facilities

Greenlee County Airport covers 457 acres (185 ha) at an elevation of 3,798 feet (1,158 m). Its runway, 7/25, is 4,978 by 75 feet (1,517 x 23 m) asphalt.

In the year ending April 18, 2021, the airport had 1,350 aircraft operations, average 26 per week: 82% general aviation, 15% air taxi, and 4% military. One single-engine aircraft was based at the airport.

quick overview

airport name: Clifton Morenci Airport
geographical location: 32° 57' 0" North, 109° 12' 0" West
IATA code: CFT
ICAO code:

Map of Clifton Morenci Airport

A detailed map of Clifton Morenci Airport (CFT) is presented below. You may use map navigation tools to adjust map scope and zoom level of Clifton Morenci Airport map. Click the map type buttons to select map type: a street map, a satellite map and a hybrid map is available. Please use the form below the map to search and book hotels near Clifton Morenci Airport, United States.



AIRPORT OF THE MONTH - CLIFTON-MORENCI CONTINUED



BOSE LIMITED TIME OFFER
Get \$300 off a Bose A20. **ACT NOW**
 When you trade in your Aviation Headset X.

[Airports](#) [Nav aids](#) [Airspace Fixes](#) [Aviation Fuel](#) [Hotels](#) [iPhone App](#)
[My AirNav](#) 315 users online [LOGIN](#)

KCFT Greenlee County Airport
 Clifton/Morenci, Arizona, USA

GOING TO CLIFTON/MORENCI?
[Reserve a Hotel Room](#)

FAA INFORMATION EFFECTIVE 20 JUNE 2019

Location

FAA Identifier: CFT
 Lat/Long: 32-57-25.3391N / 109-12-40.1843W
 32-57.422318N / 109-12.669738W
 32.9570386 / -109.2111623
 (estimated)
 Elevation: 3797.8 ft. / 1157.6 m (surveyed)
 Variation: 10E (2010)
 From city: 8 miles SE of central business district of the associated city
 Time zone: UTC -7 (year round; does not observe DST)
 Zip code: 85534



Road maps at: [MapQuest](#) [Bing](#) [Google](#)

Airport Operations

Airport use: Open to the public
 Control tower: no
 ARTCC: ALBUQUERQUE CENTER
 FSS: PRESCOTT FLIGHT SERVICE STATION
 NOTAMs facility: PRC (NOTAM-D service available)
 Attendance: UNATTENDED
 Wind indicator: lighted
 Segmented circle: yes
 Lights: ACTVT MIRL RY 07/25 - CTAF. PAPI RY 07 AND RY 25
 OPER CONTINUOUSLY.
 Beacon: white-green (lighted land airport)
 Operates sunset to sunrise.

Aerial photo

WARNING: Photo may not be current or correct



Photo by Trent Thomas
 Photo taken 02-Mar-2019
 at 4,500 feet looking northwest.

Do you have a better or more recent aerial photo of Greenlee County Airport that you would like to share? If so, please [send us your photo](#).

Airport Communications

CTAF: 122.9
 WX AWOS-3: 119.05 (928-687-1116)

- APCH/DEP SVC PRVDD BY ALBUQUERQUE ARTCC ON FREQS 134.45/327.15 (SILVER CITY RCAG).

Sectional chart

AIRPORT OF THE MONTH - CLIFTON-MORENCI CONTINUED

Airport Services

Parking: tiedowns
 Airframe service: NONE
 Powerplant service: NONE
 Bottled oxygen: NONE
 Bulk oxygen: NONE

Runway Information

Runway 7/25

Dimensions: 4978 x 75 ft. / 1517 x 23 m
 Surface: asphalt/aggregate friction seal coat, in good condition
 Weight bearing capacity: Single wheel: 21.0
 Runway edge lights: medium intensity

<p>RUNWAY 7</p> <p>Latitude: 32-57.378988N Longitude: 109-13.153837W Elevation: 3722.2 ft.</p> <p>Traffic pattern: left Runway heading: 074 magnetic, 084 true Markings: basic, in good condition Visual slope indicator: 2-light PAPI on left (3.00 degrees glide path)</p> <p>Runway end identifier lights: no Touchdown point: yes, no lights</p>	<p>RUNWAY 25</p> <p>Latitude: 32-57.465647N Longitude: 109-12.185638W Elevation: 3797.1 ft.</p> <p>Traffic pattern: left Runway heading: 254 magnetic, 264 true Markings: basic, in good condition Visual slope indicator: 2-light PAPI on left (3.00 degrees glide path)</p> <p>Runway end identifier lights: no Touchdown point: yes, no lights</p>
---	--



Airport distance calculator

Flying to Greenlee County Airport? Find the distance to fly.

From to KCFT
▶ CALCULATE DISTANCE

Sunrise and sunset

Times for 06-Jul-2019

	Local (UTC-7)	Zulu (UTC)
Morning civil twilight	04:47	11:47
Sunrise	05:15	12:15
Sunset	19:28	02:28
Evening civil twilight	19:56	02:56

Airport Ownership and Management from official FAA records

Ownership: Publicly-owned
 Owner: GREENLEE COUNTY
 COURTHOUSE, BOX 908
 CLIFTON, AZ 85533
 Phone 928-865-2072
 Manager: PHIL RONNERUD
 PO BOX 908
 CLIFTON, AZ 85533
 Phone 928-865-4762

Current date and time

Zulu (UTC) 06-Jul-2019 08:11:55
 Local (UTC-7) 06-Jul-2019 01:11:55

METAR

KSAD 060751Z AUTO 07004KT 10SM -RA
 22nm W BKN110 27/12 A3009 RMK AO2
 SLP125 P0000 T02720117

TAF

NOTAMs

▶ [Click for the latest NOTAMs](#)
 NOTAMs are issued by the DoD/FAA and will open in a separate window not controlled by AirNav.












Airport Operational Statistics

Aircraft based on the field: 1 Aircraft operations: avg 26/week *
 Single engine airplanes: 1 67% transient general aviation
 15% local general aviation
 15% air taxi
 4% military
 * for 12-month period ending 18 April 2018

Additional Remarks

- MOWING IN PROGRESS CONTINUOUS.
- DEER ON OR IN VICINITY OF AIRPORT
- FOR CD CTC ALBUQUERQUE ARTCC AT 505-856-4561.

AIRPORT OF THE MONTH - CLIFTON-MORENCI CONTINUED
THINGS TO DO IN CLIFTON AND MORENCI

Clifton		Morenci	
Coronado Trail		Point Of Pines Sites	
MT. Graham		Bowling Lanes	
Coronado Vineyards & Historic Simpson Hotel		Morenci Theater	
Clifton Hotsprings		Freeport Mcmoran Mines	
Townsite Historic District 002		Black Gap	
San Francisco River	 <small>SAN FRANCISCO RIVER</small>		

MEMBER BUILDS, PICTURES, AND ACTIVITIES

Paul Fisher

Van's RV 12iS

One last touch to the fiberglass work – I primed it so it does not show all the different colors of filler. It still doesn't look pretty but it will do to fly. I also attached the glare shield.

I then went through the plans to see what I left to do & created a "punch list" of items left to do. Some were just steps I forgot to mark off as I did them – so I will verify that they have been done & mark them off.

The first of the "big" items on that list were a couple of service bulletins on the horizontal stabilator. One was to re-enforce the balance weight – someone had it break off in flight and while they were able to land it - it got interesting. The other was an optional item to install shims instead of washers to remove the slack on the bearings. Makes it a whole lot easier to install the stabilator if you don't have to get 2 washers in between the bearing and the mounting brackets on both sides.

The first picture shows the straps added. They are put under the bolts on the weights and (Cherry) riveted to the arm. The kicker was that while the original instructions provided an OPTIONAL procedure to balance the HS, the service bulletin made it mandatory. The final result had about an inch cut off the weights on each side. But you have to balance the surface on the aircraft, so there was a lot of on and off. Once I got it right I didn't want to take it off to get a picture- so what you have is before the balancing started.

I did the other bulletin to make it easier to re-install the HS a little different than designed. The procedure was to disassemble the stabilator mounting brackets to install shims with the same rivets used to hold the nut plates for the screws holding the bearings. The outboard brackets were left in place but it takes a thin nose rivet squeezer to squeeze the rivets on those brackets. The total thickness of the shim, nut plate, and bracket was more than the grip length on any 3/32 flush pull rivet Vans has – so I found a suitable pull rivet else where instead of trying to find the thin nose squeezer jaw. Installing the HS is still not easy - but it is doable by myself.


The other major item was aligning the wheels. I opted for the grove brakes & the installation instructions were not set up to perform conveniently the alignment using the Matco instructions. But Grove provided a procedure that could be performed after the wheels were installed. The picture shows the procedure. The blue chalk line at the upper left is the aircraft center-line, The straight edge is clamped hard to the wheel rims and the speed square and tape are used to measure the distance of the straight edge ends to the center line. A bit of math will tell you what the angle is between the straight edge and the center-line. Both sides were within spec of .5 degree but one side is a slight toe out. Vans indicates a toe in is preferable - so if I can get a 1/4 degree shim I can get both sides to be a toe in.

I also filled the brakes with fluid (and fixed a leak), and finished the tow bar, which serves as a rudder lock as well. See picture.

The final task was to tension the HS cables - Once I found a tensionometer to borrow I crawled back in the tail to adjust the turnbuckles. They need to be adjusted so the tension is correct and the travel is limited by the HS stops, not the stick mechanism. I got that all correct, then I moved the turnbuckles just a little to put the lock wires in them, and now the HS does not hit one of the stops, #@\$^@(). So I have to take the lock wires out, turn the turn buckles equally and opposite, verify the tension and travel and re-lock them.

Picture on the next page.

MEMBER BUILDS, PICTURES, AND ACTIVITIES



HOMEBUILDERS WEEK – ONLINE EVENT STARTS JANUARY 22

An online opportunity to learn about building your own aircraft

By Charlie Becker, EAA Homebuilt Community Manager

Homebuilders Week is an online opportunity to carry on the founding mission of EAA by sharing as much knowledge and information about building your own aircraft as possible in five days. We start on Monday, January 22nd, 2024, and end on Friday, January 26th, 2024. Each day, we offer six live webinars back-to-back, starting at 11:30 A.M. central time and running every hour and a half until the last session at 7pm central. The sessions are live and allow time for questions. To sign up for the sessions, visit


www.EAA.org/HomebuildersWeek

The topics cover a wide variety of areas of interest to anyone curious about building their own aircraft. We try to make sure there is something for everyone, whether you are just considering the idea of building an aircraft, are knee deep in a project or getting ready for test flying. We even have EAA president Jack Pelton lined up on our anniversary date, January 26th, to talk about EAA’s Advocacy efforts on behalf of the homebuilt members.

EAA Homebuilders Week coincides with the anniversary of the founding of the Experimental Aircraft Association in 1953. We have come so far since that first EAA meeting. Back then, information on homebuilding was sparse and hard to come by. I know that if our founder, Paul Poberezny, was still with us, he would give us a big thumbs up for this effort to support the homebuilder.

EAA Homebuilders Week is made possible through the generous sponsorships of Aircraft Spruce & Specialty Co., Dynon, and Scheme Designers, Inc.

Visit www.EAA.org/HomebuildersWeek to sign up.

 Homebuilders Week Schedule January 22 - 26, 2024					
To sign up: EAA.org/HomebuildersWeek					
Time CST	Monday 1/22/24	Tuesday 1/23/24	Wednesday 1/24/24	Thursday 1/25/24	Friday 1/26/24
11:30-12:45	Building an Aircraft: What You Need to Know Charlie Becker	Composite Construction Basics Mark Forss	Amateur-Built Certification Process Joe Norris	Lies, Darned Lies, and Homebuilt Accident Statistics Ron Wanttaja	EAA Advocacy Update: Top Homebuilding Issues and the Impact of MOSAIC Jack J. Pelton, Sean Elliott & Rob Hackman
1:00-2:15	Wiring Basics Dick Koehler	The Nuts and Bolts of Nuts and Bolts Kerry Fores	Building on the Cheap Ron Wanttaja	Lycoming Engine Installation Dave Prizio	Working With Wood 101 John Egan
2:30-3:45	Welding Basics: Gas & TIG Charlie Becker & Tracy Buttles	Fabric Covering Basics Nate Hammond	Buying a Used RV Aircraft Vic Syracuse	Sonex Aircraft and AeroConversions Products Mark Schaible	Zenith Aircraft Kits & Plans Sebastien Heintz & Roger Dubbert
4:00-5:15	Sheet Metal Basics Jim Scott	Factory-Built to Homebuilt: What's the Difference? Tom Charpentier	Advanced Flight Systems Rob Hickman	Garmin Experimental Avionics Solutions Brad Brensing	Scratchbuilding From Plans: 90% Done and 90% to Go! Marty Feehan
5:30-6:45	Panel Planning and Wiring Marc Ausman	Dynon Avionics Michael Schofield	Flight Testing 101 Paul Dye	Propeller Selection for Homebuilts Steve Boser	Latex Paint: A Low-Cost Alternative Malcolm Morrison
7:00-8:15	Rotax 9 Series Installation & Operation Phil Lockwood	Painting Your Plane: DIY or Use an Expert? Craig Barnett & Ken Reese	Engine Break-In Mike Busch	Van's RV Aircraft Kits Greg Hughes	Common Builder & Maintenance Errors Vic Syracuse

Sponsored by



WICKENBURG FLY-IN

Breakfast voucher provided to ALL pilots that fly-in



CLASSIC CAR SHOW

First 100 cars will receive a dash plaque

Car Show Participants

Arrival Time: 7:30 AM

Departure Time: 12:30 PM



*FREE
ADMISSION*

Saturday, January 20th

Wickenburg Municipal Airport 9 AM - 12 PM

Be there for a FREE fun family day! See dozens of beautiful aircrafts and classic cars.


Meet pilots from all over Arizona.

Come enjoy coffee and breakfast!



www.wickenburgaz.gov/events

PICTURES FROM THE HANGAR BUILD



REQUEST FOR VOLUNTEERS AT THE
2024 Buckeye Air Fair at Buckeye Arizona, And
AOPA Fly-In at the Buckeye Air Fair.

Friday thru Sunday, February 16th through the 18th, 2024.

Volunteer positions are available at both events.

Think of them as two different aviation related events happening at the very same dates and place. Therefore, volunteer positions are listed under AOPA.org - events - "Fly-In at Buckeye Air Fair"

Or

BuckeyeAZ.gov for the Buckeye volunteering list.

Both sites use Sign-up Genius and the list of available volunteer positions are listed by description, date and shift. There are additional positions that will come available later as the events get closer. In particular we are looking for volunteers to help on the Buckeye side of the education program listed as the Science Technology volunteers, "Aviation Academy". Other unlisted volunteer displays are the Plane and Pilots for pilots who fly in, shifts in the Education area for various displays, and aircraft projects displays by private pilots. This is the Towns young adult education program, which is separate from the AOPA program "You Can Fly". Note that both volunteer sites are non-overlapping so if you find positions at one, you can find different or slightly different positions available at the other site.

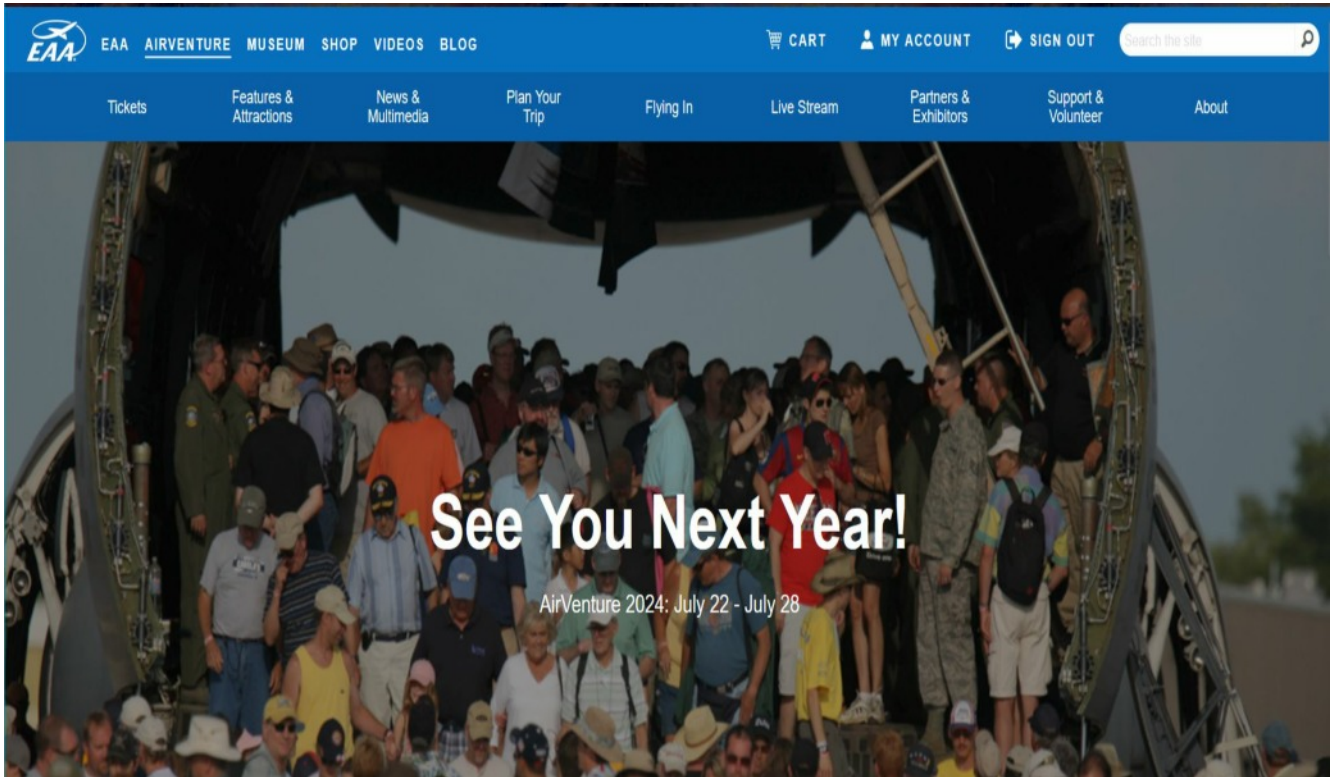
Slightly related but important is that there will be recreational vehicle area for campers again and also that the Town of Buckeye is providing three shuttles to three different hotels listed under the AOPA site. Tell folks to make room reservations soon as they will fill up quickly.

If you should have any other questions you can call Rodney Tang at 623-640-4704, or Janene VanLeeuwen with the Town of Buckeye at 623-349-6354, jvanleeuwen@buckeyeaz.gov, for latest information before next months update.

Rodney Tang, EAA 538, Deer Valley. , Buckeye Education Volunteer.



START PLANNING FOR NEXT YEARS AIRVENTURE



The screenshot shows the top navigation bar of the EAA website. On the left is the EAA logo. The main navigation menu includes: EAA, AIRVENTURE, MUSEUM, SHOP, VIDEOS, BLOG, CART, MY ACCOUNT, and SIGN OUT. A search bar is located on the right. Below the navigation bar is a secondary menu with links: Tickets, Features & Attractions, News & Multimedia, Plan Your Trip, Flying In, Live Stream, Partners & Exhibitors, Support & Volunteer, and About. The main content area features a large photograph of a crowd of people gathered in front of the open cargo door of a large aircraft. Overlaid on the photo is the text "See You Next Year!" and "AirVenture 2024: July 22 - July 28".



A promotional graphic for Airventure Oshkosh 2024. The background is a night sky filled with colorful fireworks in shades of red, green, blue, and purple. The text "SEE YOU IN 2024" is written in large, bold, white, italicized letters. Below this, the EAA logo is followed by "AIRVENTURE OSHKOSH 2024" and "JULY 22-28". At the bottom, it says "Bookmark EAA.org/AirVenture for AirVenture 2024 updates" next to a QR code. The bottom edge of the graphic shows the silhouette of an aircraft's wing and tail against a dark sky.

THANK YOU**THANK YOU****THANK YOU****THANK YOU**

THE FOLLOWING IS A LIST OF PEOPLE WHO HAVE GENEROUSLY DONATED TO THE HANGAR FUND. WILL YOU JOIN THEM? Send us some money and your name

will be here also! * MEANS MULTIPLE DONATIONS.

- | | |
|----------------------------------|--------------------------|
| 1. Aaron Andrew | 40. John Robinson |
| 2. Benjamin Armstrong | 41. Mark Robinson |
| 3. AZ Aeroservices - Jack Norris | 42. Cheri McGunagle |
| 4. Anna Berry | 43. Mark Johnson |
| 5. John Bishop | 44. Michael Hauser |
| 6. Alexander Bodak * | 45. Scott Davis |
| 7. Tad Daughters ** | 46. Paul & Debbie Fisher |
| 8. John Gregg Jr. | 47. Larry Polhill |
| 9. Darren Henley * | 48. Curt Wheeler |
| 10. Carlos Hernandez | 49. Mark Pearson |
| 11. Michael Karazewski | 50. Don Nee |
| 12. Mary Kelly | 51. Mark Johnson |
| 13. Jamie Marie | 52. Elena Evans |
| 14. Micah Martin | 53. Alex Hardt |
| 15. Lori Massuer | 54. John Maleitzke |
| 16. Jim Moss | 55. Dee Grimm |
| 17. Mark Pansing | 56. Joe Statt |
| 18. Frank Rivera | 57. John Barbrick |
| 19. John Roffey | 58. Lonny McClung |
| 20. Chris Rute | 59. Bob Hurni * |
| 21. Stuart Snow | 60. John Warner |
| 22. Sharon Burke * | 61. Doug Brune |
| 23. Steve Thompson | 62. Fawn Dorman |
| 24. Katie Velvick | 63. Willard Waddle |
| 25. Tom Velvick | 64. Dave Timberlake |
| 26. John Warner | 65. Doug Hanrahan |
| 27. Dawn Young | 66. Anonymous \$5,000. |
| 28. Chuck Kline | 67. Larry Jansic |
| 29. Roy Hendrickson | |
| 30. Steve Thompson | |
| 31. Mark Pansing | |
| 32. Jack Norris | |
| 33. Fred Kirkland | |
| 34. Cheri McGunagle | |
| 35. Roger Ward | |
| 36. George Parkins | |
| 37. Michael Hauser | |
| 38. Richard Schmidt | |
| 39. David Courtney | |

CHECK THE WEBSITE AT [HTTPS://CHAPTERS.EAA.ORG/EA538/HANGAR-FUNDRAISER](https://chapters.eaa.org/ea538/hangar-fundraiser) FOR MORE INFORMATION AND UPDATES. * * MEANS MULTIPLE DONATIONS.

IF I MISSED ANYBODY, YOU WILL APPEAR IN NEXT MONTH'S NEWSLETTER. AGAIN THANKS FOR GETTING US CLOSER TO OUR GOAL OF OUR OWN HANGAR/HOME..

2022
E.A.A. Leroy Castle Chapter 538
Membership Renewal Form

Name: _____ Spouse's Name: _____
 Address: _____
 City: _____ State: _____ Zip: _____
 Phone: _____ (circle one) Home Cell Email Address: _____
 National EAA Number: _____ Expires: _____
 Approximate Month & Year joined Chapter 538: _____
 Note: EAA requires you be a member of National EAA in order to be a member of Chapter 538.

RATINGS HELD:
 Student Pilot _____ Sport Pilot _____ Recreational Pilot _____ Private Pilot _____ Commercial Pilot _____
 ATP _____ A&P _____ IA _____ CFI _____ CFII _____ Other Ratings: _____
 Aircraft, Project or Hobbies: _____

DO NOT SHARE STATEMENT: We will ONLY SHARE THIS INFORMATION WITH OTHER CHAPTER MEMBERS, unless you tell us otherwise: DO NOT share this information _____
 Signature

PROXY STATEMENT: I hereby appoint _____ of EAA Chapter 538 as my true and lawful agent and proxy with full power of substitution to represent me, in my absence, at any Chapter meeting on all matters coming before the meeting. Note: If you do not wish to appoint a proxy, mark "N/A", do not sign and you will not relinquish your vote.
 _____ Signature _____ Date

INSTRUCTIONS: Return the completed / updated form and \$20 annual dues to Treasurer:
 John Gregg Jr.
 5688 W. Abraham Ln. (Make checks payable to EAA Chapter 538)
 Glendale, AZ 85308
 Questions. Cell: 623-340-0383 Email: jgreggjr@gmail.com

Print, Fill in, Write your check, and sent it to John Gregg.

Print, Fill in, Write your check, and sent it to John Gregg.

**2023
E.A.A. Chapter 538
New Membership Form**

Name: _____ Spouse's Name: _____

Address: _____

City: _____ State: _____ Zip: _____

Phone: _____ Email Address: _____

National EAA Number: _____ Expires: _____

Note: EAA requires you be a member of National EAA in order to be a member of Chapter 538.

Note: Dues are not pro-rated. Dues are due January 1st of each year.

RATINGS HELD:

Student Pilot _____ Sport Pilot _____ Recreational Pilot _____ Private Pilot _____ Commercial Pilot _____

ATP _____ A&P _____ IA _____ CFI _____ CFII _____ Other Ratings: _____

Aircraft, Project or Hobbies: _____

DO NOT SHARE STATEMENT: We will ONLY SHARE THIS INFORMATION WITH OTHER CHAPTER MEMBERS, unless you tell us otherwise: **DO NOT** share this information _____

Signature

PROXY STATEMENT: I hereby appoint _____ of EAA Chapter 538 as my true and lawful agent and proxy with full power of substitution to represent me, in my absence, at any Chapter meeting on all matters coming before the meeting. Note: If you do not wish to appoint a proxy, mark "N/A", do not sign and you will not relinquish your vote.

Signature

Date

INSTRUCTIONS: Return the **completed / updated** form and **\$20** annual dues to Treasurer:

John Gregg Jr.

5688 W. Abraham Ln.

(Make checks payable to EAA Chapter 538)

Glendale, AZ 85308

Questions: Cell: 623-340-0383

Email: jgregg.jr@gmail.com

NAME TAG ORDER:

Style #1

NAME EAA CHAPTER 538 PHOENIX, AZ
--

Style #2

NAME EAA CHAPTER 538, PHX,AZ LINE 3

First Name	Last Name	Style #1

Style #2	If Choose Style #2 – Line 3 to Read

Note: Chapter pays for your first name tag as part of your initial year dues. Replacements name tags are \$8.00 ea.

EXPERIMENTAL AIRCRAFT ASSOCIATION LEROY CASTLE CHAPTER 538 PHOENIX, ARIZONA

The Leroy Castle EAA Chapter 538 is a 501(c)(3) non-profit organization (EIN 86-1017778). We are counting on support from our community and folks like you to help us!

Your donation is very much appreciated!

This is your receipt* for your donation in the amount of:

\$100 \$250 \$500 \$1000 \$5000

Other: _____

Donation Date: _____

Make donation check payable to: EAA Chapter 538

Mail checks to: 36409 N 17th Ave. Phoenix, AZ 85086

**Thank You for supporting EAA Chapter 538
and the future of aviation!**

**Please retain this receipt for tax purposes and consult your accountant regarding charitable tax deduction related questions.*

chapters.eaa.org/ea538