



March 2021 Newsletter Volume 45, Number 03

The Static Line

Leroy Castle Memorial EAA Chapter 538 Phoenix, AZ

Website: <https://chapters.eaa.org/ea538>

Email: ea538board@gmail.com

Facebook: www.facebook.com/ea538



Monthly meeting are the second Tuesdays of every month starting 6:30 P.M. At 7856 North Glen Harbor Blvd.. Glendale.

IN THIS ISSUE

Calendar of Events & Index	pg. 1
Officers & Directors	pg. 1
Presidents Report	pg. 2
Secretary Monthly Minutes	pg. 3
Download & Hints for ZOOM	pg. 4
Continues to	pg. 5
Notices, Sport Aviation, Wallpaper	pg. 6
More Notices	pg. 7
Webinars Schedule for March	pg. 8
Continues to	pg. 9
For Sale	pg. 10
For Sale Continues to	pg. 16
Airport of the Month Falcon Field,	pg. 17
Airport continues to	pg. 22
Member builds shares	pg. 23
Continues to	pg. 28
Planning for AirVenture 2021	pg. 29
Camping at AirVenture 2021	pg. 30
Camping Guidelines for AirVenture	pg. 31
Notice convert to online Roster	pg. 32
Thank You to Donors for hangar	pg. 33
Member Renewal form	pg. 34
New Member form	pg. 35
Hangar Donation page	pg. 36

2021 CHAPTER OFFICERS / DIRECTORS

- President – Darren Henley
 Email: p51bldr@yahoo.com
- Vice President – Katie Velvick
 Email: rv4chick@cox.net
- Treasurer – John Gregg
 Email: jgregg.jr@gmail.com
- Secretary – Alexander Bodak III
 Email: cpucoach@yahoo.com
- 1 year Director – Tad Daughters
 Email: tadcnslt@lycos.com
- 2 year Director - Stuart Snow
 Email: stuartsn.ss@gmail.com
- 3 year Director - Mike Hauser
 Email: azgtrman@yahoo.com
- Newsletter Editor – Alex Bodak
 Email: cpucoach@yahoo.com
- Webmaster – Carlos Hernandez
 Email: pazmany.ch@gmail.com

2021 CALENDAR

- March 9, 2021
 April 13, 2021
 May 11, 2021
 June 8, 2021

PRESIDENTS MARCH REPORT

At present, I am having the air conditioners home replaced as they are both, seventeen years old. It is necessary to be without both heating and cooling for a few days as the concrete pad is allowed to cure for a couple of days before the condensers are placed on it. In the absence of the AC systems, the weather has been perfect for this process. So, what is this intro really about? Perfect weather.

In a few short months the weather will become uncomfortably warm, so now is the time to take advantage of this weather to do outdoor things. Whether it be camping, barbecues, or flying, now is the time to be out there doing it. Hanger or workshop need cleaning up, now is the time to do it. Not too long ago, we had a presentation about back country flying and aircraft camping. It is one of those things I would like to do as a chapter activity. Perhaps something so simple as a chapter fly-out. Sedona for lunch anyone?

Our hangar project keeps moving forward. Right now, it is in the design and engineering stage. The items include foundation design, grading and drainage, site plan, electrical, sewer and water hookups as well as the building itself. These plans must pass the city's approval before we can begin building. Carlos Hernandez is leading the effort on this process. He will have more about this at the next meeting. Soon we will be able to begin building and I would like to have a ground breaking ceremony. Due to increasing costs of steel and other things, construction estimates continue to rise. We still need to raise funds to accomplish our goal. If anyone wishes to donate funds to our project, please do so.

Last meeting, I made a request for a large air compressor (as well as other shop equipment). One member stated that he had one available. I wish for that person to reach out to me regarding details about that. Also, I continue to ask for material donations to the hangar project, such as bathroom fixtures, lights, sinks, doors, framing materials, etc. Also, electrical conduit, junction boxes, conduit fittings, wire, et al. Every bit helps toward the completion of our new home.

I would like to have a pancake breakfast fund raising event this fall. I believe October or November would be a good time to do this. We will settle on a date and then using all of our advertising opportunities, broadcast to everyone possible to get maximum attendance and thus maximum fund raising.

Oshkosh AirVenture is a go for this year. For those who wish to camp at the event, now is the time to make your reservations. If more than one person wishes to camp, you may request to have your campsites co-located with other chapter members. If that sounds like fun, let your wishes be known to the other members ASAP so the campsites can be reserved. Anyone flying to OSH? Have extra seats? Let us know as someone may wish to come along.

We are always interested in individual projects. If you wish to share about what you are doing, make a 10 minute presentation and put it on a format such as Power Point. A simple slide show would work as well. I hope to have a meeting night of individual member's presentations. I am sure that we all would like to know about what you are doing.

I hope to see everyone at the next meeting.

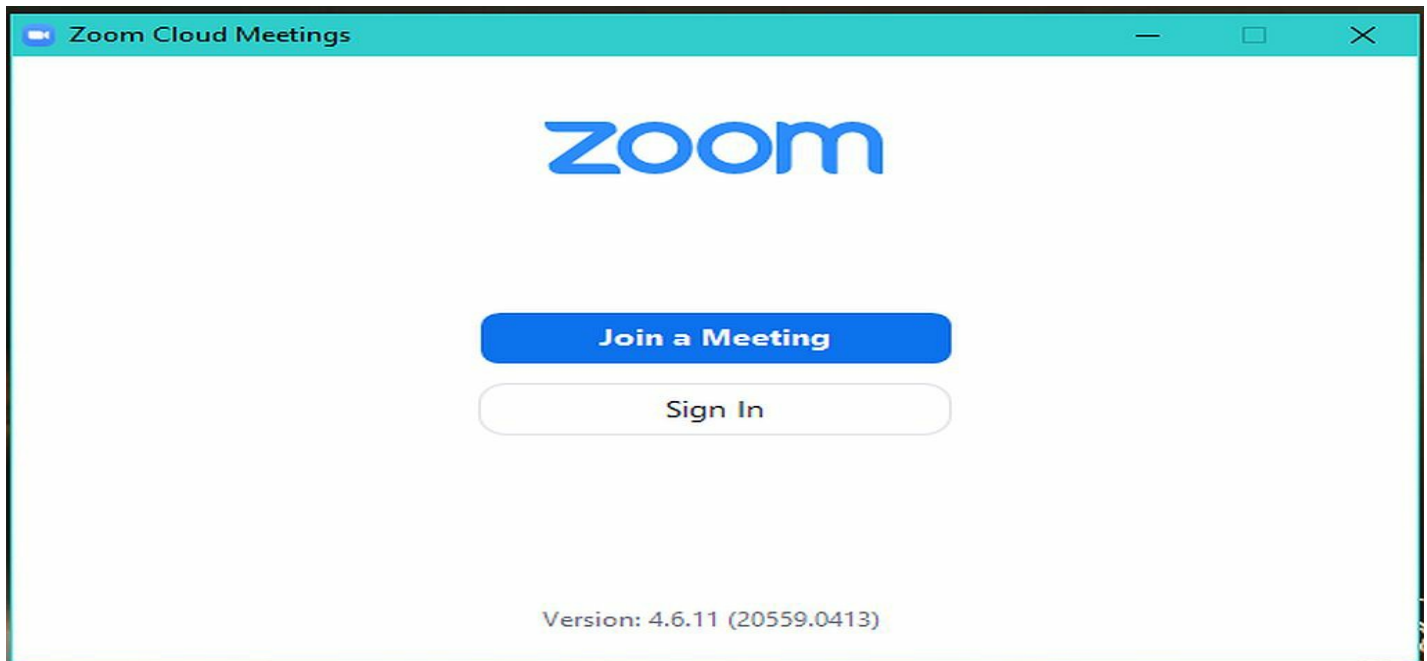
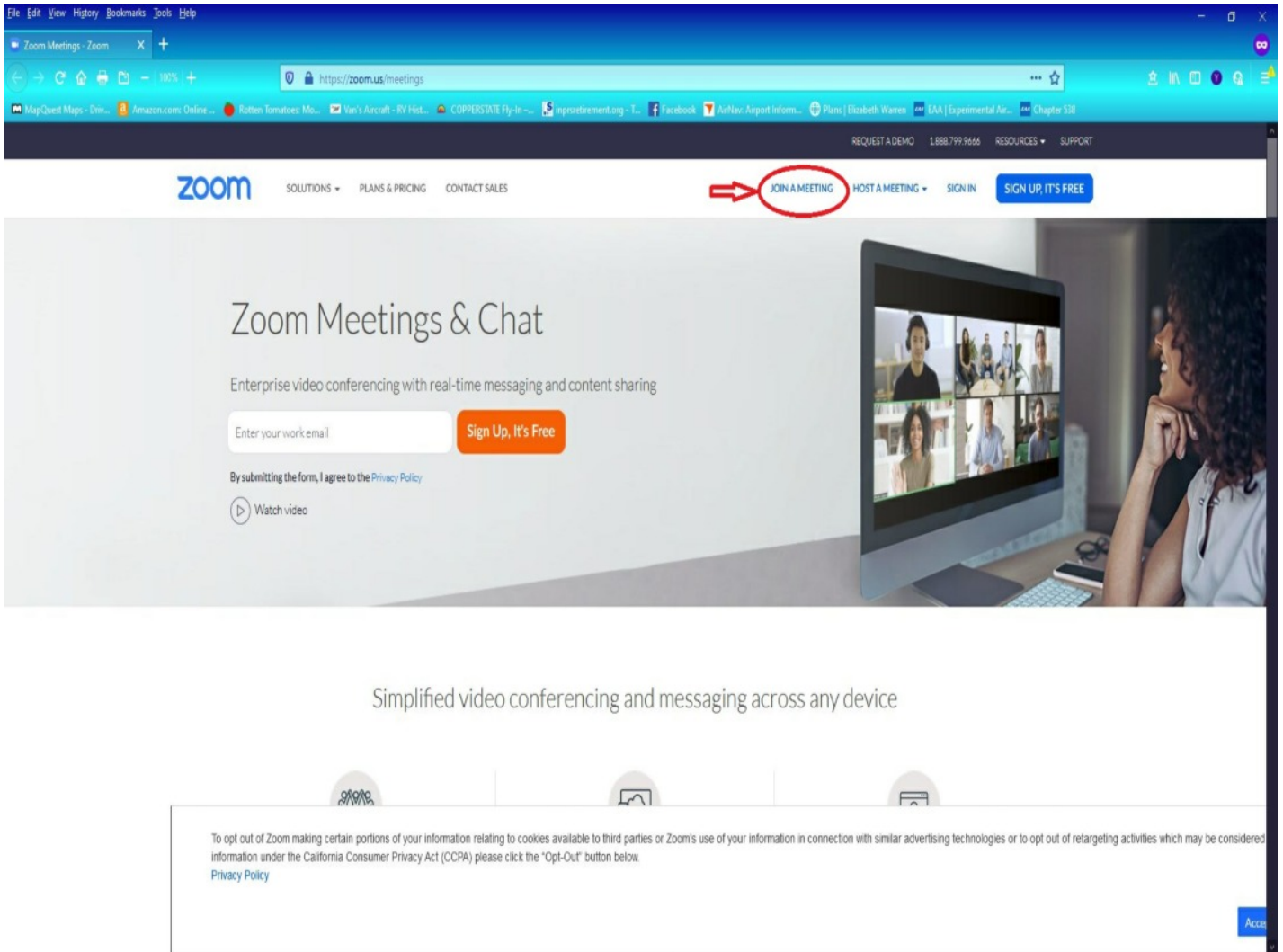


EAA Chapter 538 Monthly Meeting Minutes for February 09, 2021

- A. Meeting was called to order at 6:34 P.M. with three (3) visitors, 10 members in person and 5 people were on ZOOM.
- B. Our Visitors were Ivan Manoogian, who is building a motor glider, Roger Shaw, and Michael Juilfs.
- C. Since I could not get a speaker in time we watched the January and February EAA Chapter video's. They were both short. Some items of interest was that the Ray Aviation Scholarship must be in by January 31 of every year. May 15th, 2021 is the Flying Start day done online sign-up. If the chapter holds the event and gets 5 participants, the chapter get two weekly AirVenture wristbands. The chapter can reserve at least two campsites for AirVenture in July no later than June 1, 2021. EAA has pancake breakfasts every day of AirVenture. A chapter bids for one of the 6 mornings. We must have at least 10 people to man it from about 6 AM until noon. EAA provides all the supplies and we get all the donations. Tad also noted that 2020 was to be the 80th year anniversary collection of Encoupe's but they are going to try again this year for the 81st celebration.
- D. John gave the Treasurers report. We have \$307,000 plus some in PayPal in the bank. Thanks in large part by Larry Polhill's generous donation while matching other member donations. There are 84 members in the chapter.
- E. Alex Bodak requested that everyone update your contact info for the upcoming transition to a web based membership rooster through EAA. He also requested the names of people who can be our speakers for chapter meetings. He also requested that everyone who is building or finishing airplanes to send pictures and a short paragraph about it, in for the March newsletter.
- F. Carlos Hernandez gave a report on the hangar committee. He gave a list of things that now have to happen in regards to building the hangar. The hangar committee will be meeting in the future to discuss the details.
- G. The hangar committee chose the local Bunger Steel for our hangar steel supplier.

The meeting adjourned at 7:26 P.M. Carlos H first and Paul F seconded.

GO TO THE ZOOM HOME PAGE [HTTPS://SUPPORT.ZOOM.US](https://support.zoom.us) AND SELECT JOIN A MEETING



INSTRUCTIONS ON HOW TO LOG INTO THE ZOOM

MEETING FOR TUESDAY MARCH 09, 2021 AT 6:30 P.M.

From: John Warner <johnawarnercpa@hotmail.com>

Sent: Wednesday, March 6, 2021 11:10 A.M.

To: Alexander Bodak <cpucoach@yahoo.com>

Subject: Re: Speaking for March 11th Monthly Meeting.

I have set up a monthly recurring Zoom meeting for Ch. 538, here are the details and link. We can use the same meeting link for the Board test meeting this weekend. Please share as appropriate.

First you must download the ZOOM client per the previous pages. Then copy and past the web address into your browser. Hit enter and away you go.

Join Zoom Meeting

<https://us02web.zoom.us/j/83784992440?pwd=UkhiYzZFaUJYb0RMRGVjc2N5TFNzUT09>

Meeting ID: 837 8499 2440

Password: 054015

One tap mobile

+16699009128,,83784992440#,,1#,054015# US (San Jose)

+12532158782,,83784992440#,,1#,054015# US (Tacoma)

Dial by your location

+1 669 900 9128 US (San Jose)

+1 253 215 8782 US (Tacoma)

+1 346 248 7799 US (Houston)

+1 646 558 8656 US (New York)

+1 301 715 8592 US (Germantown)

+1 312 626 6799 US (Chicago)

Meeting ID: 837 8499 2440

Password: 054015

Find your local number: <https://us02web.zoom.us/j/kcHo81U9i3>


NEWS & EVENTS

- NOTICE NOTICE -

CHAPTER MEMBERSHIP REMINDER:

2021 DUES ARE NOW DUE! PLEASE BRING YOUR \$20 CASH/CHECK/PAYPAL. YOUR DUES RUN FROM JAN 1 TO DEC 31 OF THE YEAR. GO TO THE LINK BELOW. ALSO, DARREN'S \$100 HANGAR DONATION CHALLENGE !

<https://chapters.eaa.org/ea538/join-or-renew-chapter-538>



Larry Polhill's Fairchild



2021 MARCH WALLPAPER

CLICK PHOTO FOR MARCH 2021 WALLPAPER



MARCH 2021 SPORT AVIATION MAGAZINE

CLICK PHOTO FOR MARCH 2021 SA MAGAZINE



Calling All EAA Chapter 538 members & Visitors.

Along with my request for articles, pictures, info for this newsletter, 42 people out of the 60 or so members have done the ten questions at survey monkey about our chapter and how we can improve it above the great job that Darrin and the rest of the officers/board member are doing. Please take six (6) minutes out of your day to help us make our chapter even better. You can copy and paste it into a web browser and go. You can hold CTRL and click on the link below. If you have already done it, once is enough. Thanks

<https://www.surveymonkey.com/r/9NYJZBV>

If you have any ideas for speakers for chapter meetings please forward them to Alex.

– NOTICE NOTICE –

Chris Rute will loan his airplane scales for a donation to the chapter.

Members Information

John Gregg has us registered for amazon smile.

<https://smile.amazon.com/>

When you log into the Amazon Smile site, you must select the charity you are supporting, 538. You will see this area in the black upper band middle of the screen. Note: Currently, Guide Star, the company that Amazon uses to verify qualified charities only utilizes the first line of our name: "EAA 538" is used. Once on the Amazon Smile site, you will order as usual. **Thanks John Gregg Jr.**

WEBINARS FOR MARCH 2021

[URL: HTTP://WWW.EAAVIDEO.ORG/CATEGORY/VIDEOS/WEBINARS](http://www.eaa-video.org/category/videos/webinars)

Enjoy these free webinars on various aviation related topics. | [View this email online](#)



EAA Webinars Schedule

We're excited to announce our [March and April webinars](#) that you can enjoy from the comfort of your home. EAA webinars are free to all aviation enthusiasts. Preregistration is recommended, as space is limited.

[Register Now](#)

Upcoming webinars include the following topics and presenters:

March Webinars

Panthers and Beyond

TUESDAY, MARCH 2, AT 7 P.M. CST

Presenters: Dan and Rachel Weseman | *Homebuilders Webinar Series*

[Register Now >](#)

How Mags Fail

WEDNESDAY, MARCH 3, AT 7 P.M. CST

Presenter: Mike Busch | *Qualifies for FAA WINGS and AMT credit.*

[Register Now >](#)

WEBINARS FOR MARCH 2021

[URL: HTTP://WWW.EAAVIDEO.ORG/CATEGORY/VIDEOS/WEBINARS](http://www.eaavideo.org/category/videos/webinars)

Bong: America's Ace of Aces

TUESDAY, MARCH 9, AT 7 P.M. CST

Presenter: Chris Henry | *Museum Webinar Series*

[Register Now >](#)

Pushing Past TBO - Running your Rotax Engine "On Condition"

WEDNESDAY, MARCH 10, AT 7 P.M. CST

Presenter: Prof. H. Paul Shuch | *Qualifies for FAA WINGS and AMT credit.*

[Register Now >](#)

Rolling Fear Upside Down with Aerobatics

TUESDAY, MARCH 16, AT 7 P.M. CDT

Presenter: Cecilia Aragon

[Register Now >](#)

Sling Aircraft Kits

WEDNESDAY, MARCH 17, AT 7 P.M. CDT

Presenter: Mike Blyth

[Register Now >](#)

SNAGGED! Dealing with Defects Safely and Legally

WEDNESDAY, MARCH 24, AT 7 P.M. CDT

Presenter: Sebastien Seykora | *Qualifies for FAA WINGS and AMT credit.*

[Register Now >](#)

Engine Care Items Every Pilot Should Know

WEDNESDAY, MARCH 31, AT 7 P.M. CDT

Presenter: Bill Ross | *Qualifies for FAA WINGS and AMT credit.*

[Register Now >](#)

FOR SALE PAGE 1

**SHELVES FOR SALE -
BEST OFFER OR \$40 EACH. - 4 SECTIONS
CONTACT DARREN HENLEY AT EMAIL: P51BLDR@YAHOO.COM**



Tom Parten quit flying and has his 6 Cylinder Sonex (Tail wheel) here on Thunder Ridge Airpark AZ 28.

If you know anybody looking for a good deal contact Bertha Partin <bmpartin@gmail.com>




PICTURE OF LEROY CASTLES STITS PLAYMATE WITH IT'S WINGS FOLDED.

FOR SALE PAGE 2

FROM DEE GRIMM

NANCHANG CJ6A • \$140,000 • **FOR SALE** • N620DM, Very nice CJ6A, maintained by A&P owner; cockpits detailed; TTAF 5030 hrs; TSMOH on Vedeneyev M14P 272 hrs-bottom end overhauled by M14P; TTS NEW Whirlwind 400C-M14 carbon fiber prop 272 hrs; dual nav-comms with glide slope, GPS, ADS-B out; current IFR certification; many modifications; based Deer Valley Airport Phoenix; offer includes set of custom hydraulic jacks, modified trailer to move CJ6, metric tools, 2 current parachutes, 2 headsets, system and flight checkout included. Contact Dee Grimm • Owner - located Phoenix, AZ, United States • Telephone: cell/text 602-312-7307 • 602-996-1296



***** DISCLAIMER *****
 The performance specification database contains performance and dimensional data for a large variety of production and homebuilt aircraft. The values portrayed here are from manufacturers' data and are not representative of any particular aircraft being advertised.

NANCHANG CJ-6A

# of Engines: 1	Range: 425 mi 369 nmi 683 km
Engine Make: ZHOZHOU HUOSAI	Service Ceiling: 20,500 ft 6,248 m
Engine Model: HS-6A	Rate of Climb: 2,700.00 ft/min 13.72 m/s
Engine Power: 285 hp 212 kW	Wingspan: 33.50 ft 10.21 m
Recorded TBO: N/A	Length: 27.90 ft 8.50 m
Standard Fuel: 60.00 gal 227.12 L	Height: 10.80 ft 3.29 m
Max Fuel: 60.00 gal 227.12 L	Empty Weight: 2,414 lbs 1,094 kg
75% Cruise: 185 mph 160 kts 297 km/h 0 Mach	Gross Weight: 3,086 lbs 1,399 kg
Stall: N/A mph N/A kts N/A km/h	

	Normal	Over 50 Foot Obstacle	
Takeoff	N/A ft N/A m		N/A ft N/A m
Landing	N/A ft N/A m		N/A ft N/A m

PRICE:
\$140,000 USD

Get Immediate Financing
 For simple and secure financing, click here.

SALE STATUS: For Sale
YEAR: 1969
MAKE/MODEL: NANCHANG CJ-6A
REGISTRATION #: N620DM
SERIAL #: Not Listed
LOCATION: Phoenix DVT, AZ USA

PERFORMANCE SPECS

SAVE COMPARE

Dee Grimm
 (602) 312-7307

FOR SALE Page 3

My friend Cora Lee in Del Norte , Colorado lives on the airport at KRCV East slope of the rockies East of Wolf Creek pass. Astronaut Kent Rominger airport.

She is is selling her airport hangar, paved taxiway.. Metal, concrete floor, power. 42' by 30' with a motor operator pull up hinged folding door. Right now I think her price is around \$65,000. Her number is 719 - 657 - 0846. If anyone has any other questions or can't get hold of her they can call me .

Rodney at 623-640-4704

Leave a message due to robocalls.



High Wind Plane Damage at Glendale in January

I don't know whether you have heard about the plane damage at KGEU due to wind. I learned about the damage to parked planes second-hand, so I don't have much info. I am sending the half dozen photos that were sent to me. Thanks Tad D.



FOR SALE PAGE 4

INCOMPLETE THALMAN 4, WOOD, METAL, FIBERGLASS

CONTACT CURT CURTIS - EMAIL - CURTCURTIS@Q.COM

PRICE

= FREE



Ronald Barker

[Log in](#) [New user?](#) [Sign up for free](#)
[Tell a Friend](#)

AIRPORT-DATA.COM

Home Airport Aircraft Photographers Slideshows Articles Forums Member Section API

Aircraft N53389 Data

[Browse by Manufacturer](#)

1 aircraft record found.

[1949 Thalman T - 4](#)

[Add another N53389](#)

N53389

1949 Thalman T - 4 C/N 4

[Discuss this aircraft in forum](#)

Have a photo of this aircraft? Share with others.
Correct or submit additional aircraft data
Comment on this aircraft
[Links to this page and other related pages](#)

Airframe Info

Manufacturer: Thalman
Model: T - 4 Search all Thalman T - 4
Year built: 1949
Construction Number (C/N): 4
Aircraft Type: Fixed wing single engine
Number of Seats: 2
Number of Engines: 1
Engine Type: Reciprocating
Engine Manufacturer and Model: Lycoming O-340 SERIES



Aircraft

Registration Number: N53389
Mode S (ICAO24) Code: A6BF24
Certification Class: Experimental
Last Action Taken: 1977-01-14
Current Status: Revoked

T-4 1953 = 4pChwM rg (manual); 135 hp Lycoming O-290; span: 40'0" load: 1050# v: 175/155/45 range: 700. All-wood geodetic construction. [N53389]. Later converted to T-tail with 170 hp O-340. Price FREE.

FOR SALE PAGE 5

Price FREE



FOR SALE PAGE 6

ADDITIONAL ITEMS FOR SALE FROM CURT CURTIS

These shelves are listed on craigs list at \$60. They are free to a club member. Also a two pedestal desk and a metal work bench. the shelves 18 in. wide 3 sections for a total of 9 ft. long. contact CURT 602 809 4446. PRICE = FREE

I have some instruments and landing gear legs, plus wheels. I'm asking \$100 for each. but i need to send the message that they are for sale at any price. They need a home. Also I have some wheels and stuff.



FOR SALE PAGE 6

RV-6A S/N 60271 SPECS & DETAILS. Please contact **Ed Daror via email : 72ae@cox.net.**

Aircraft built by owner A&P/IA and Flight Tested and FAA certified as N72AE In March 2003 for Day, Night, VFR, IFR operations at 1800 Lbs. Gross Aircraft Weight for Normal and 1400 Lbs.

Aerobatics. Present Aircraft, Engine and Propeller Total Time in Service since new: 212 Hours.

ENGINE : Lycoming Factory new 0-360-A1A 180 H.P. with Slick Electronic Ignition.

PROPELLER: Hartzell Constant Speed factory new Model HC-C2YK-1BF / F766A-4.

AVIONICS: Garmin GNC 300XL GPS/COM and ILS Indicator and a function unit, Narco 12D+ Nav/ Com and an ILS Indicator, Narco AT 150 Transponder, Garmin GMA 240 Audio Panel/Intercom, UAavionix ADS-B Out Bundle. All with separate antennas. EILT with remote Switch/indicator.

Autopilot: NAVAID Tru-Track coupled to GPS.

COMPASS: Vertical. FLAPS: Electrical. PITOT TUBE: Heated. Landing Lights: Dual. Wing Strobes: dual.

CARBURATOR: Temperature Gauge, THROTTLE, PROP, MIXTURE controls: Vernier type, Cabin

HEATER and ventilation controls, AEROBATIC HARNESS: Hooker 6 point on both seats, STEPS: on

both sides.

INSTRUMENTS: All with internal controllable illumination. NOSE WHEEL: Improved Bearings by Splats

recently installed. BRAKES: Cleveland

dual sides. AIRCRAFT CONTROLS: Stick

type with Mike buttons.

This aircraft has and is always hangered at

DVT in Phoenix, AZ. Engine is protected

with preservative. Aircraft is presently

Airworthy. ALL Van's Aircraft Service

Bulletins complied at last annual

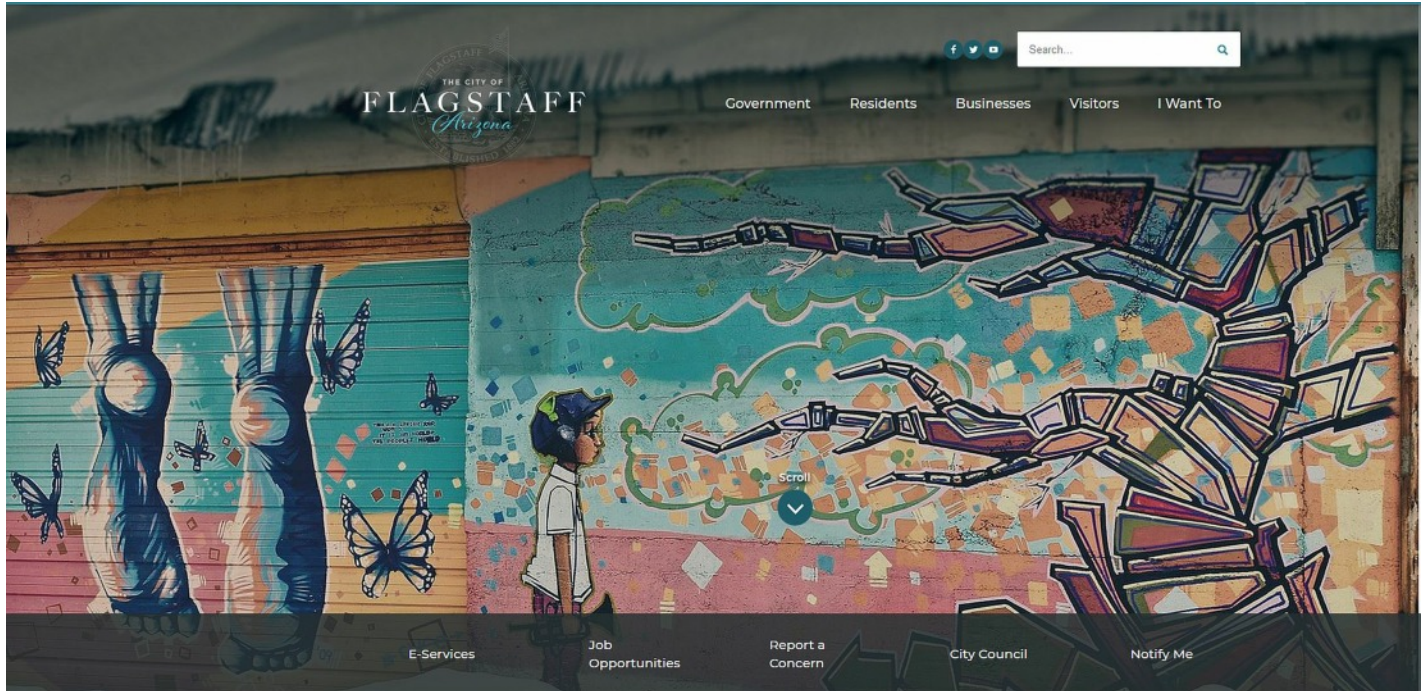
CONDITION INSPECTION on May 12th,

2021. ADS- B needs to be rechecked in

flight with FAA- ATC procedure.



AIRPORT OF THE MONTH - FLAGSTAFF PULLIAM



Flagstaff History

Nestled at 7,000 feet near the base of the San Francisco Peaks, Flagstaff reigns as the mountain jewel in the crown of the desert state of Arizona.

It beckons with its clear air, cool pine forests, and proximity to historic and natural attractions. Flagstaff is a region settled by varied cultures and built by strong men and women pioneers that made this city what it is today.

A Stripped Pine Tree Becomes a Landmark


Soon after Arizona became American territory from Mexico in 1848, the U.S. Congress began to explore the Nation's new territories, sending out various parties to find resources, make maps and locate paths. Between 1857 and 1860, Lt. Edward Beale was sent to build a road across northern Arizona. He sent glowing reports to Congress, telling them how the Flagstaff area was rich in grasslands, water and timber. Once the Beale Road was established it became well traveled by emigrants going to California. The travelers noted Flagstaff's resources as a treasure chest, but its isolation meant no nearby markets for farm products, meat or lumber and no way to ship goods to distant markets. One such party of emigrants came from Boston in 1876. Originally planning to settle in the Little Colorado River area near Winslow, they found the area already settled and decided to move onto California. On July 4, 1876, the group camped at a small spring with the peaks looming overhead. In honor of the nation's centennial, they stripped a pine tree of its branches and bark and raised an American flag. When they moved on, their "flag staff" became a landmark for those who followed. That same year, a small group of sheep ranchers moved to the area and set up their ranches where they found grass and water. The isolation of the area was not a problem to them because wool did not spoil and could withstand the long, rough journey to market in Boston.

The Coming of the Railroad

The days of isolation ended for the Flagstaff area when in 1880, the Atlantic and Pacific Railroad began to lay track westward from Albuquerque on its way to California. Entrepreneurs quickly found they could capitalize on the railroad's construction crews by selling food, supplies and entertainment from the supply camps they set up along the line. As the rails neared the San Francisco Peaks, a small settlement began to take shape by a small spring on the slope of what is now called Observatory Mesa (or Mars Hill), just west of today's downtown Flagstaff. In early 1881, merchants and saloon keepers set up shop for the advance parties of workers who were coming to grade and cut ties in the abundant ponderosa forest. That same year the citizens of the little camp called their new town Flagstaff, in honor of the landmark.

AIRPORT OF THE MONTH - FLAGSTAFF PULLIAM CONTINUED

By the fall of that year, Flagstaff boasted a population of 200 and swiftly became a wild railroad town filled with saloons, dance halls and gambling houses. On August 1, 1882, the railroad finally reached Flagstaff. As the construction crews moved westward to California, some of Flagstaff's citizens followed after them, but others stayed, hoping that the camp could continue to thrive. Fortunately for those who stayed, Flagstaff became an established stop for water servicing the railroad and its passengers. Sheep ranchers began to use the railroad to transport wool and cattle ranchers, drawn by the prospect of free or inexpensive land, realized that they could now affordably ship their beef to the eastern market. Businessmen such as E. E. Ayers, set up Flagstaff's largest lumber mill before the railroad got to town, and began shipping lumber within days after the rails arrived. By winter 1882, Flagstaff was a firmly established town with a railroad, livestock and lumber industries and a service industry of merchants, cafes, hotels and saloons to serve the sheepherders, cowboys, lumberjacks and train travelers.



Flagstaff Pulliam Airport

Flagstaff Pulliam Airport (IATA: FLG, ICAO: KFLG, FAA LID: FLG) is 5 miles (4.3 nmi; 8.0 km) south of Flagstaff, in Coconino County, Arizona.^[1] The airport is serviced by American Airlines (SkyWest as American Eagle) and United Airlines (Trans States Airlines as United Express), and is also used for general aviation. Federal Aviation Administration records say the airport had 51,765 passenger boardings (enplanements) in calendar year 2008,^[2] 66,627 in 2009 and 62,109 in 2010.^[3] The National Plan of Integrated Airport Systems for 2011–2015 called it a "primary commercial service" airport (more than 10,000 enplanements per year).^[4]

AIRPORT OF THE MONTH - FLAGSTAFF PULLIAM CONTINUED



[Airports](#)

[Nav aids](#)

[Airspace Fixes](#)

[Aviation Fuel](#)

[Hotels](#)

KFLG

Flagstaff Pulliam Airport

Flagstaff, Arizona, USA

GOING TO FLAGSTAFF?



[Reserve Online](#)

[Reserve a Hotel Room](#)

FAA INFORMATION EFFECTIVE 08 OCTOBER 2020

Location

FAA Identifier: FLG

Lat/Long: 35-08-25.1370N 111-40-09.2690W

35-08.418950N 111-40.154483W

35.1403158,-111.6692414

(estimated)

Elevation: 7014.7 ft. / 2138.1 m (surveyed)

Variation: 10E (2020)

From city: 4 miles S of FLAGSTAFF, AZ

Time zone: UTC -7 (year round; does not observe DST)

Zip code: 86001

AIRPORT OF THE MONTH - FLAGSTAFF PULLIAM CONTINUED

Airport Operations

Airport use: Open to the public
 Activation date: 11/1948
 Control tower: yes
 ARTCC: ALBUQUERQUE CENTER
 FSS: PRESCOTT FLIGHT SERVICE STATION
 USE FOR FSS ALSO.
 NOTAMs facility: FLG (NOTAM-D service available)
 Attendance: 0600-2300
 Pattern altitude: TPA: CONVENTIONAL ACFT 989 FT AGL, HELICOPTER 489 FT AGL, HIGH PERFORMANCE 1489 FT AGL.
 Wind indicator: lighted
 Segmented circle: no
 Lights: ATCT. WHEN ATCT CLSD ACTVT HIRL RY 03/21, MALSR RY 21 CTAF. PAPI RY 3/21 OPER CONTINUOUSLY.
 Beacon: white-green (lighted land airport)
 Operates sunset to sunrise.
 Fire and rescue: ARFF index B

Airport Communications

 CTAF: 134.55
 UNICOM: 122.95
 ATIS: 125.8
 WX ASOS: 125.8 (928-779-2439)
 FLAGSTAFF GROUND: 121.9 [0600-2100 (1 APR-30 SEP); 0700-1900 (1 OCT-31 MAR)]
 FLAGSTAFF TOWER: 134.55 239.25 [0600-2100 (1 APR-30 SEP); 0700-1900 (1 OCT-31 MAR)]
 PHOENIX APPROACH: 126.375
 PHOENIX DEPARTURE: 126.375
 EMERG: 121.5
 WX AWOS-3PT at SEZ (18 nm S): 118.525 (928-282-1993)

- COMMUNICATIONS PRVDD BY PRESCOTT RADIO ON FREQ 122.3 (MINGUS MOUNTAIN RCO).

Nearby radio navigation aids

VOR radial/distance	VOR name	Freq	Var
FLG at field	FLAGSTAFF VOR/DME	113.85	14E

Airport Services

Fuel available: 100LL JET-A
 FULL AND SELF-SERVICE FUEL AVAILABLE 24 HRS.
 Parking: hangars and tiedowns
 Airframe service: MAJOR
 Powerplant service: MAJOR
 Bottled oxygen: NONE
 Bulk oxygen: LOW

AIRPORT OF THE MONTH - FLAGSTAFF PULLIAM AIRNAV CONTINUED

Runway Information

Runway 3/21

Dimensions: 8800 x 150 ft. / 2682 x 46 m

Surface: asphalt/grooved, in excellent condition

Weight bearing capacity: PCN 37 /F/D/W/T

Single wheel: 30.0

Double wheel: 95.0

Double tandem: 140.0

Runway edge lights: high intensity

RUNWAY 3

Latitude: 35-07.873098N

Longitude: 111-40.735472W

Elevation: 7014.4 ft.

Traffic pattern: left

Runway heading: 031 magnetic, 041 true

Displaced threshold: no

Declared distances: TORA:8800 TODA:8800 ASDA:8800 LDA:8800

Markings: nonprecision, in good condition

Visual slope indicator: 4-light PAPI on left (3.00 degrees glide path)

Approach lights:

Runway end identifier lights: no

Touchdown point: yes, no lights

Instrument approach:

RUNWAY 21

35-08.964760N

111-39.573355W

6996.4 ft.

left

211 magnetic, 221 true

1800 ft.

TORA:8800 TODA:8800 ASDA:8800 LDA:7000

precision, in good condition

4-light PAPI on left (3.00 degrees glide path)

MALS: 1,400 foot medium intensity approach lighting system with runway alignment indicator lights

no

yes, no lights

LOC/GS

Airport Ownership and Management from official FAA records

Ownership: Publicly-owned

Owner: CITY OF FLAGSTAFF

211 W ASPEN AVE

FLAGSTAFF, AZ 86001

Phone 928-779-7685

Manager: BARNEY HELMICK

6200 S. PULLIAM DR, 204

FLAGSTAFF, AZ 86005

Phone (928) 213-2933

EXT. 10

[Loc](#) | [Ops](#) | [Rwys](#) | [IFR](#) | [FBO](#) | [Links](#)
[Com](#) | [Nav](#) | [Svcs](#) | [Stats](#) | [Notes](#)



Road maps at: [MapQuest](#) [Bing](#) [Google](#)

Sectional chart



Aerial photo

WARNING: Photo may not be current or correct



Photo by Michael Eversole
 Photo taken 31-May-2015
 from 11,500 feet looking north.

Do you have a better or more recent aerial photo of Flagstaff Pulliam Airport that you would like to share? If so, please [send us your photo](#).

AIRPORT OF THE MONTH - FLAGSTAFF PULLIAM CONTINUED THINGS TO DO IN FLAGSTAFF

Things to Do in Flagstaff, AZ

01. Historic Downtown & Railroad District
02. Walnut Canyon National monument
03. Lowell Observatory
04. Flagstaff Extreme
05. Wupatki National monument
06. Sunset crater Volcano National Monument
07. Riordan Mansion State Park
08. Museum of Northern Arizona
09. Arizona Snow bowl
10. Lava River Cave



9. FLAGSTAFF FOOD TOURS

Join Flagstaff's #1 walking food tour. Flagstaff's culinary scene has exploded with flavor and loc

... [MORE](#)




Flagstaff AZ

[WEBSITE](#)

[PHOTOS](#)


[BOOK NOW](#)



11. WILDLAND TREKKING

Go on an epic journey to Sedona, the Grand Canyon or more! Services include 1 to 8 day hiking adven

... [MORE](#)



4025 East Huntington Drive
Flagstaff, AZ 86004
8007154453

[WEBSITE](#)

[PHOTOS](#)

[BOOK NOW](#)



Day Trips & Excursions (25)



Nature & Parks (36)



Hiking Trails (14)



Cultural & Theme Tours



Outdoor Activities



Museums (14)



2. GRAND CANYON DAY TOUR

Voted on Trip Advisor as the most popular Grand Canyon day tour. This is the best way to enjoy th

 400 S Malpais Ln
Flagstaff, AZ 86001
(808) 514-0884

... [MORE](#)

[WEBSITE](#) [PHOTOS](#) [BOOK NOW](#)




14. ANTELOPE CANYON & HORSESHOE BEND

Spend a day visiting two of the most iconic landscapes in the American Southwest- Antelope Canyon

 400 S Malpais Ln
Flagstaff, AZ 86001
1-800-514-0884

... [MORE](#)

[WEBSITE](#) [PHOTOS](#) [BOOK NOW](#)



3. PREDATOR ZIP LINES CAMP VERDE, AZ

Experience the wind ripping through your hair on a thrill ride over nature's wildest predators. E

 3505 Highway 260
Camp Verde, AZ 86322
9285679947

... [MORE](#)

[WEBSITE](#) [PHOTOS](#) [BOOK NOW](#)



4. GRAND CANYON RAILWAY

Visit the official website for Grand Canyon Railway. Book your reservation online for a train tou o

 233 North Grand Canyon Boulevard
Kaibab National Forest, Williams, AZ 86046
8008438724

... [MORE](#)

[WEBSITE](#) [PHOTOS](#) [BOOK NOW](#)



5. GRAND CANYON RAILROAD EXCURSION FROM VIATOR

Take a step back in time as you travel on the historic Grand Canyon Railway. The tour picks up from

Review Stars
4825 North Rancho Drive
Las Vegas, NV 89108
7026485873

... [MORE](#)

[WEBSITE](#) [PHOTOS](#) [BOOK NOW](#)



19. FLAGSTAFF EXTREME ADVENTURE COURSE

Flagstaff Extreme Adventure Course is an elevated obstacle course set in the tall Ponderosa Pines

 Fort Tuthill County Park
Fort Tuthill-Palmer Bypass, Flagstaff, AZ 86005
(888) 259-0125

... [MORE](#)

[WEBSITE](#) [PHOTOS](#) [BOOK NOW](#)



20. GREAT WEST ADVENTURE COMPANY

The Grand Canyon Specialists! Several Grand Canyon tour options: helicopter tours, river rafting, Ra

Review Stars
Sedona AZ
8773672383

... [MORE](#)

[WEBSITE](#) [PHOTOS](#) [BOOK NOW](#)



21. CANYON EXPLORATIONS, INC.

Our Hybrid Grand Canyon Raft Trips are geared for individuals seeking a highly participatory vacatio

Review Stars
675 West Clay Avenue
Flagstaff, AZ 86001
8006540723

... [MORE](#)

[WEBSITE](#) [PHOTOS](#) [BOOK NOW](#)



22. MUSEUM OF NORTHERN ARIZONA

Located just three miles north of Flagstaff, MNA features exhibits relating to anthropology, biology

 3101 North Fort Valley Road
Flagstaff, AZ 86001
9287745213

... [MORE](#)

[WEBSITE](#) [PHOTOS](#) [BOOK NOW](#)

- MEMBER BUILDS SHARING -**Paul Fisher RV-12is Progress**

Attached is a couple of pictures of my RV 12 project. to be specific the vertical stabilizer and the horizontal stabilator. I also have the rudder and anti-servo tabs completed.

I won't be pushing hard to finish the tail cone - I ordered my wing kit & Van's is quoting delivery in August! Plenty of time to get it done. I also have Roger Whittier scheduled for a tech counselor visit.



- MEMBER BUILDS SHARING - LYLE PARKER

I've been involved with aviation my entire adult life. After growing up in MD I graduated from Embry-Riddle Aeronautical University in Daytona Beach. From there it was onto a rewarding 20 year career in the USAF flying F-4Gs and F-16s. After retiring from Luke AFB in 2004 it was onto Southwest Airlines where I've happily been since. I've dabbled in general aviation over the years culminating in part ownership of a Citabria in the early 2000s. Building a kit plane has been a bucket list item for many years. Like many, the demands of family and career always put it on the back burner. But with 2 kids grown and gone, the support and encouragement of my wife Lisa and knowing I wasn't getting any younger I was out of excuses. The RV-14 checked all the squares for me. Most importantly, I could comfortably fit in it along with my bride. As a big dude that was a priority. It had the performance and cross country capability we desired to visit spread out family. It was aerobatic and I missed getting upside down occasionally. It looked good. And it was an RV. With the flying qualities, pedigree and builder support I wanted. So after spending the fall of 2019 turning my 3-car garage into a usable workshop, N892SL, Quick Build RV-14 #140702 began. I went with a tail dragger because I just liked how they looked and flew. Having never driven a single rivet I attended the 1-day Synergy Air RV Builders class in Eugene, OR to get familiar with tools and techniques. I also visited Vans in Aurora, OR scoring a ride in their factory RV-14. It was everything I knew it would be having flown other RV's. With the empennage kit delivered work commenced in Dec 2019. Since then I've completed all the tail surfaces and aft tail cone. During that time my QB wings and fuselage were delivered. The tail cone was riveted to the forward fuselage a couple weeks ago and now I'm installing the fuel system. After a long COVID hiatus, Sport Air has started their builders workshops again. I'm signed up for their Fiberglass for RV's course in March and plan on attending the Electrical class ASAP. Like many first time builders the learning curve has been vertical and I've learned a lot about myself. I spend more time figuring out how to do a task vs actually doing it. I agonize over less-than-perfect rivets. Things never progress as fast as I'd like. I've given up guessing when it'll be completed. And I have stopped comparing my build progress to what other builders blogs are showing. It'll be done when it gets done and I'm trying to enjoy the journey getting there. EAA Technical Counselor Ron Smith was over last week to inspect my work to date and declared build on. I now have a much bigger collection of airplane parts than I had a year ago. I'm eternally grateful to the RV community at large for all their help. And a big shout-out to chapter member Dan Arkema for all

- MEMBER BUILDS SHARING -**Scott Davis continued**


his support in material and time to date and helping me buck hundreds of fuselage rivets. I had the privilege of attending the maiden flight of his gorgeous RV-14A recently. Lastly, a big thank you to my bride of 32 years, Lisa. I couldn't do this journey without your love and support. You can track my progress at the WeBuildPlanes.com website under Scott's RV-14 Build.

Cheers,

Scott Davis



- MEMBER BUILDS SHARING -
LYLE PARKER AIRCAM BUILD



- MEMBER BUILDS SHARING -**From Jack Norris on supercharger update**

Hey Alex, you can refer them to n530mh.tumblr.com to get an update on the Jabiru Supercharger project. We've done extensive testing on the engine test stand and completed the updates on the computer control system. The test engine produced 137 HP @2900 w/30.10 in Hg, 3 psi of boost (for MAP of 37). The d.a. was 2800'. We are now in the process of installing a Rotec TBI, 40 mm on N530MH which will be the fuel delivery system for the flight tests. Although the Bing carb would handle the higher volume input, it required a high flow fuel pump and pressure regulator to accomplish that task, ergo we progressed to use of the throttle body injector. We will perform flight tests on the Rotec first to establish the baseline and then progress to installing the Rotrex Supercharger. Fortunately we aren't doing this on a Rotax engine....we'd get lost in the R's. It looks promising to have a system that will produce 120 HP up through 15,000 msl.



- MEMBER BUILDS SHARING -

From Tom Velvick

In process of installing new Garmin IFR GPS navigator and new Garmin comm radio to replace the Icom radio I removed.



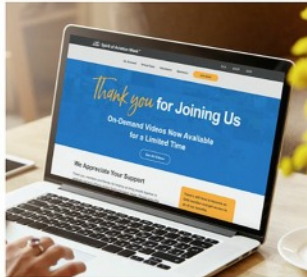
HAVE YOU STARTED TO PLAN FOR AIRVENTURE 2021?



**AirVenture '21
COVID Updates**
The latest updates about guidelines for this year's fly-in.
Visit EAA.org/COVID



AirVenture 2021 Tickets Available Now
NEW THIS YEAR! Free youth admission ages 18 and under is supported in part by The Boeing Company. Get ready for the World's



EAA Spirit of Aviation Week
Thank you for helping us bring together the aviation community during Spirit of Aviation Week! Enjoy on-demand content available for a limited



MyExpo
As preparations for AirVenture 2021 are well underway, you can now enjoy our world-wide line-up of diverse, energized, and



TIRED OF THE TURBULENCE?
STABILIZE YOUR CAREER HERE
142 Days 21 Hours 07 Minutes 55 Seconds
Countdown to Oshkosh | July 26 - Aug 1, 2021

A New Era: AirVenture Planning Through Unknowns



Recent Articles
Top Air Show Performers Commit to EAA AirVenture Oshkosh 2021
January 28, 2021
EAA AirVenture Oshkosh 2021

February 4, 2021 – Coordinating the countless moving parts of EAA AirVenture Oshkosh is a challenge in the best of times, but coming back from 2020's COVID-caused cancellation raises expectations regarding health and safety measures in planning this year's event on July 26-August 1.

During the coming months, we'll keep you informed with the latest information as the situation evolves in a dedicated area of our website with a highly visible logo. An important phrase to remember is "At this time..." As the return to events begins throughout the country, plans will change in conjunction with the current state of the pandemic.

Chapter Camping at AirVenture

Returning for AirVenture, chapters now have an affordable opportunity to establish a "beachhead" at which to base their activities. Rather than paying by the day, a campsite is staked out until the convention ends. Chapters are able to purchase in advance two to six campsites at a flat rate in order to establish a chapter base of operations. Since the campsites will be staked out in advance, each chapter can direct its members to camp in the vicinity of this area.

[Request a Campsite](#)

The following guidelines apply to this special opportunity:

1. Chapters can secure two to six campsites for a special flat rate of \$252 per site. Additional sites may be acquired under the usual camping rules and pricing.
2. At least one camper per individual camping site credential must be a current chapter member and a current EAA member through the end of AirVenture Oshkosh. A list of EAA members to attend with the chapter (who must be current through the end of AirVenture Oshkosh) will be provided in writing to the camper registration staff with the chapter camping request form.
3. Offer excludes improved sites (water and electric) and sites in Paul's Woods, 101 Woods, handicap, and generator areas.
4. Chapter camping is only available in Camp Scholler, aircraft camping is excluded from this offer.
5. EAA staff will stake out these campsites for the chapter beginning on or around Monday, July 5, 2021. Due to the camp ground already being open for weeks, chapter camp sites will be staked out as close as possible to the desired locations listed by the chapter.
6. No refunds due to early departure are allowed for these campsites.
7. Chapters must comply with the policies and guidelines stated in [EAA's current camping guidelines](#).
8. The chapter leader or chapter designee will manage all chapter camping credentials.
9. Potential updates are being considered in 2021 to provide campground credentials to the chapters by one of two methods, yet to be determined:
 1. A chapter designee for each chapter will arrive first and pick up the camping credentials for all chapter campers and be available to distribute them to their respective campers as they arrive. The chapter designee checking in the chapter must present the chapter camping confirmation form, which will be emailed to them after payment is processed by EAA.
 2. A chapter designee for each chapter will be mailed camping credentials for all chapter campers and distribute the credentials to their respective campers prior to arrival at Camp Scholler. The chapter designee will be mailed all credentials during the week of July 5, 2021 after payment is processed by EAA.
10. All sign ups and payments must be received by June 25, 2021.
11. Chapters are not permitted to occupy their site until Saturday, July 10.

Grab your camping gear, chapter flags, and banners, and decorate the site!

General Camping Guidelines

Refund Procedures

Refunds are issued as you exit the campground in your vehicle. Refunds may be processed at Camp Scholler Camper Registration, South Gate (located at Stits & Ripple roads).

Refund Locations

Camp Scholler Camper Registration, South Gate (located at Stits and Ripple roads), North 40, Show plane, and Homebuilt Registration

Gate Hours

West Gate: 24 hours Camp Scholler Camper Registration Gate: 24 hours South Gate: 6 a.m.-10 p.m. East Gate: 24 hours Gate hours are subject to change.

Basic Campsites

Only EAA members are permitted to purchase a basic campsite in Camp Scholler. EAA members may purchase only one site. All basic campsites are on a first-paid, first served basis. Sites may be purchased by going online at www.AirVenture.org or by coming to the Camper Registration Building during open hours. Sites cannot be secured over the main Camper Registration phone. EAA members pay from their arrival date through the end of AirVenture and may not AirVenture | Plan Your Trip | Camping & Lodging | Camp Scholler

General Camping Guidelines Plan Your Trip

General Camping Guidelines <https://www.eaa.org/airventure/plan-your-eaa-airventure-trip/eaa-camping...>

stake out a spot in advance of the arrival date selected. On or after the arrival date, EAA members must check-in at the Camper Registration building to receive their camping credential. Basic sites are not marked or assigned. Once credential is issued, the member may locate and stake out an unoccupied spot in the campground. Individual basic campsites are not marked out but are to be sized to accommodate your camping unit and one transient vehicle with a 5' perimeter. Camping units must be a minimum of 10' apart. Any campsite deemed too excessive will be resized by EAA Security. All camping units and vehicles must be located behind the fire lanes. Fire lanes are marked as burn lines in grass or with signage. Camping credentials are not valid in EAA Public Parking Lots. Camping credentials must be visibly displayed on both on your camping unit and transient vehicle. Additional vehicle and visitor parking passes of the overflow (S Lot) may be purchased at the Camper Registration building. S Lot parking passes are not sold online. Camping credentials and campsites may not be transferred from one EAA member to another individual. Unused days calculated from the arrival date through the Monday after AirVenture, less a three-day minimum, may be refunded upon checkout. Any roped off unoccupied site without proper credentials will be Removed.

For More info go to : <https://www.eaa.org/airventure/plan-your-eaa-airventure-trip/eaa-camping-and-lodging/camp-Scholler/guidelines>

NOTICE NOTICE NOTICE NOTICE NOTICE

Starting In March or March, I will be putting our membership online with EAA .Chapter Roster Management Goal: Make it easier for you to run your chapter.

As a chapter officer, you need to know who is a current member and if your membership is stable, declining, or growing. Your overall paid membership number is the number one indicator of your chapter’s health. Without this information readily available, you are flying blind.

EAA’s Chapter Roster Management website was specifically designed to provide you with an easy way to track your membership and share that info with other chapter leaders.

Benefits of this application:

One source of "truth" as to who is a member and it is Free to chapters!

Accessible by those who need it, when they need it

Get to know your members/Add photos of your members

Help your new members get to know you with a sharable roster

Provides which of your members are current EAA members

Know which of your members have completed EAA’s Youth Protection Policy

The program has a place for pictures of members so an office can print a picture/name list.

Update your Information and a picture by sending it to either John Gregg or Alexander Bodak. Thanks.

The screenshot displays the 'Required Fields' section of the EAA Member Search and Maintenance website. At the top, there are navigation buttons for 'Home', 'Member Search', and 'Change Password'. Below this is the 'EAA Member Search | (Advanced Search)' section, which includes a search form with fields for 'First/Nickname', 'Last Name', 'Record Status' (set to 'Active'), 'Member Type', and 'Current Status'. There are also buttons for 'Search', 'Reset', 'Results To Excel', 'Results To Word', and 'Add a new Person!'. A box on the right indicates search filters for 'Current Members', 'Expired Members', and 'New Members'. The main section is 'EAA Member Maintenance', which contains a form with various fields. Fields for 'First Name', 'Last Name', 'Web Admin Access', and 'Expire Date' are highlighted in yellow and marked as 'Required!'. Other fields include 'Address 1', 'Address 2', 'City', 'State', 'Zip Code', 'Country', 'Birth Date', 'Joined' (11/30/2019), 'Other Info', 'Home Phone', 'Cell Phone', 'Email', 'License/Ratings/Skills', 'Aircraft Owned', 'Aircraft Project', 'Aircraft Built', 'Participation' (IMC, VMC), 'Young Eagles' (Pilot, Volunteer), 'Youth Protection', 'Background Check', and 'Eagle Flight' (Pilot, Volunteer). Buttons for 'Add This Person' and 'Close' are also present.

THANK YOU**THANK YOU****THANK YOU****THANK YOU****THE FOLLOWING IS A LIST OF PEOPLE WHO HAVE GENEROUSLY DONATED TO THE HANGAR FUND. WILL YOU JOIN THEM?**

- | | |
|----------------------------------|--------------------------|
| 1. Aaron Andrew | 31. Mark Pansing |
| 2. Benjamin Armstrong | 32. Jack Norris |
| 3. AZ Aeroservices - Jack Norris | 33. Fred Kirkland |
| 4. Anna Berry | 34. Cheri McGunagle |
| 5. John Bishop | 35. Roger Ward |
| 6. Alexander Bodak | 36. George Parkins |
| 7. Tad Daughters | 37. Michael Hauser |
| 8. John Gregg Jr. | 38. Richard Schmidt |
| 9. Darren Henley | 39. John Robinson |
| 10. Carlos Hernandez | 40. Mark Robinson |
| 11. Michael Karazewski | 41. Cheri McGunagle |
| 12. Mary Kelly | 42. Mark Johnson |
| 13. Jamie Marie | 43. Michael Hauser |
| 14. Micah Martin | 44. Scott Davis |
| 15. Lori Massuer | 45. Paul & Debbie Fisher |
| 16. Jim Moss | 46. Larry Polhill |
| 17. Mark Pansing | 47. Curt Wheeler |
| 18. Frank Rivera | 48. Mark Pearson |
| 19. John Roffey | 49. |
| 20. Chris Rute | 50. |
| 21. Stuart Snow | 51. |
| 22. Sold donated items | 52. |
| 23. Steve Thompson | 53. |
| 24. Katie Velvick | 54. |
| 25. Tom Velvick | |
| 26. John Warner | |
| 27. Dawn Young | |
| 28. Chuck Kline | |
| 29. Roy Hendrickson | |
| 30. Steve Thompson | |

Send us some money *AND YOUR NAME WILL BE HERE ALSO!*

Check the Website at <https://chapters.eaa.org/ea538/hangar-fundraiser> for more information and updates.

IF I MISSED ANYBODY, YOU WILL APPEAR IN NEXT MONTH'S NEWSLETTER. AGAIN THANKS FOR GETTING US CLOSER TO OUR GOAL OF OUR OWN HANGAR/HOME..

2021
E.A.A. Leroy Castle Chapter 538
Membership Renewal Form

Name: _____ Spouse's Name: _____

Address: _____

City: _____ State: _____ Zip: _____

Phone: _____ (circle one) Home Cell Email Address: _____

National EAA Number: _____ Expires: _____

Approximate Month & Year joined Chapter 538: _____

Note: EAA requires you be a member of National EAA in order to be a member of Chapter 538.

RATINGS HELD:

Student Pilot _____ Sport Pilot _____ Recreational Pilot _____ Private Pilot _____ Commercial Pilot _____

ATP _____ A&P _____ IA _____ CFI _____ CFII _____ Other Ratings: _____

Aircraft, Project or Hobbies: _____

DO NOT SHARE STATEMENT: We will ONLY SHARE THIS INFORMATION WITH OTHER CHAPTER MEMBERS, unless you tell us otherwise: DO NOT share this information _____

PROXY STATEMENT: I hereby appoint _____ of EAA Chapter 538 as my true and lawful agent and proxy with full power of substitution to represent me, in my absence, at any Chapter meeting on all matters coming before the meeting. Note: If you do not wish to appoint a proxy, mark "N/A", do not sign and you will not relinquish your vote.

Signature

Date

INSTRUCTIONS: Return the completed / updated form and \$20 annual dues to Treasurer:

John Gregg Jr.

5688 W. Abraham Ln.

(Make checks payable to EAA Chapter 538)

Glendale, AZ 85308

Questions. Cell: 623-340-0383

Email: jgreggjr@gmail.com

**2021
E.A.A. Chapter 538
New Membership Form**

Name: _____ Spouse's Name: _____

Address: _____

City: _____ State: _____ Zip: _____

Phone: _____ Email Address: _____

National EAA Number: _____ Expires: _____

Note: EAA requires you be a member of National EAA in order to be a member of Chapter 538.

Note: Dues are not pro-rated. Dues are due March 1st of each year.

RATINGS HELD:

Student Pilot _____ Sport Pilot _____ Recreational Pilot _____ Private Pilot _____ Commercial Pilot _____

ATP _____ A&P _____ IA _____ CFI _____ CFII _____ Other Ratings: _____

Aircraft, Project or Hobbies: _____

DO NOT SHARE STATEMENT: We will ONLY SHARE THIS INFORMATION WITH OTHER CHAPTER MEMBERS, unless you tell us otherwise: **DO NOT** share this information _____

Signature

PROXY STATEMENT: I hereby appoint _____ of EAA Chapter 538 as my true and lawful agent and proxy with full power of substitution to represent me, in my absence, at any Chapter meeting on all matters coming before the meeting. Note: If you do not wish to appoint a proxy, mark "N/A", do not sign and you will not relinquish your vote.

Signature

Date

INSTRUCTIONS: Return the **completed / updated** form and **\$20** annual dues to Treasurer:

John Gregg Jr.

5688 W. Abraham Ln.

Glendale, AZ 85308

Questions: Cell: 623-340-0383

(Make checks payable to EAA Chapter 538)

Email: jigregg.jr@gmail.com

NAME TAG ORDER:

Style #1

NAME EAA CHAPTER 538 PHOENIX, AZ
--

Style #2

NAME EAA CHAPTER 538, PHX,AZ LINE 3

First Name	Last Name	Style #1

Style #2	If Choose Style #2 – Line 3 to Read

Note: Chapter pays for your first name tag as part of your initial year dues. Replacements name tags are \$8.00 ea.

EAA CHAPTER 538 **FUNDRAISER**

Donate now to help the chapter build a new home. Do you like to participate in Young Eagles Flights? How about pancake breakfast fundraiser's? Fly-in or fly-outs. Maybe you wish to move your project out of your garage into a bigger space. Do you like EAA workshops? Your contribution will help toward building a hangar facility that will be the new meeting place plus a home base for all of our activities. EAA Chapter 538 is a 501(c)3 nonprofit organization. Use the receipt below along with your donation.

Name _____
Address _____
City _____ State ____ Zip Code _____
Donation Amount _____

Print this page, fill it out and send it to

John Gregg Jr.
5688 W. Abraham Lane
Glendale, AZ 85308