



June 2021 Newsletter Volume 45, Number 06

The Static Line

Leroy Castle Memorial EAA Chapter 538 Phoenix, AZ

Website: <https://chapters.eaa.org/ea538>

Email: ea538board@gmail.com

Facebook: www.facebook.com/ea538



Monthly meeting are the second Tuesdays of every month starting 6:30 P.M. At 7856 North Glen Harbor Blvd.. Glendale.

IN THIS ISSUE

Calendar of Events & Index	pg. 01
Officers & Directors	pg. 01
Presidents Report	pg. 02
Secretary Monthly Minutes	pg. 03
Download & Hints for ZOOM	pg. 04
Continues to	pg. 05
Notices, Sport Aviation, Wallpaper	pg. 06
More Notices	pg. 07
Webinars Schedule for June	pg. 08
Continues to	pg. 09
For Sale	pg. 10
For Sale Continues to	pg. 18
Airport of the Month Williams,	pg. 19
Airport continues to	pg. 24
Member builds shares	pg. 25
Continues to	pg. 28
Planning for AirVenture 2021	pg. 29
More AirVenture 2021	pg. 31
Camping at AirVenture	pg. 32
Thank You to Donors for hangar	pg. 33
Member Renewal form	pg. 34
New Member form	pg. 35
Hangar Donation page	pg. 36

2021 CHAPTER OFFICERS / DIRECTORS

- President – Darren Henley
Email: p51bldr@yahoo.com
- Vice President – Katie Velvick
Email: rv4chick@cox.net
- Treasurer – John Gregg
Email: jgregg.jr@gmail.com
- Secretary – Alexander Bodak III
Email: cpucoach@yahoo.com
- 1 year Director – Tad Daughters
Email: tadcnslt@lycos.com
- 2 year Director - Stuart Snow
Email: stuartsn.ss@gmail.com
- 3 year Director - Mike Hauser
Email: azgtrman@yahoo.com
- Newsletter Editor – Alex Bodak
Email: cpucoach@yahoo.com
- Webmaster – Carlos Hernandez
Email: pazmany.ch@gmail.com

2021 CALENDAR

- June 08, 2021
July 13, 2021
August 10, 2021
September 14, 2021

PRESIDENTS JUNE REPORT

Welcome EAA Chapter 538 Members, Family, and Friends.

Summer is approaching. Soon will be daily temperatures of over 100 degrees and outdoor activities will become increasingly challenging, although there is nothing wrong with spending sometime at the lake. Either we take the example of the snowbirds and move to cooler temperatures for the next few months or we curtail our outdoor activities. My own yard work is coming to an end as I can only perform the work for an hour or so in the morning on weekends. Soon I will have to wait until fall to begin the work again. The best part is that sooner in the day I can retire to my workshop and I won't have to wait until after completing a certain amount of yard work.

I have begun working on my Starduster project. I gave a brief description of my recent work on the project. This time I brought pictures. Time permitting I will give a quick slide show of the project. I will also bring along some completed work for show-n-tell.

Does anyone need to do fiberglass work? I am looking to do a workshop about the use of fiberglass. I recently had to undo some fiberglass work that had been done by the original builder of my Starduster. His wood and steel work were pretty good but fiberglass was obviously outside of his wheelhouse and it produces less than satisfactory results. Fiberglass is a skill that must be practiced to get good at it, but with a little work, you can quickly get decent results. I would like to conduct a workshop on a fiberglass method that I call "The Poor Man's Pre-preg Method." I am planning to fabricate a leading edge cover for each of the 4 wings of my Starduster. The workshops will be small due to limited space but there will be several opportunities to participate. Also, I need a couple of extra hands to do a lay up this big. Later I plan to do a workshop on "Vacuum Bagged Fiberglass". Once you do vacuum bagging, you wish that you can use it for every application. I have quite a bit of work to do before I am ready to begin this workshop. If anyone is interested in participating, email me and I will begin building a list of interested persons.

AirVenture is a go for this year. If you were planning to go camping, it is probably too late to register for a camp site. But if anyone is planning to attend, please take lots of pictures and be prepared to tell about your adventure.

Not much other activity in the near future. We are planning for the fall when temperatures cool. You can expect our first Young Eagles Event in a long while. Also, I would like to have a pancake breakfast. December also is our traditional support of the Stiller Chapter's Young Eagle event. They provide all the supplies and we provide all the manpower for a pancake breakfast. All donations we get to keep. Also this is the expected time when our hangar will be complete. This is when things will really get interesting. February of next year will be the Copperstate/Buckeye Air Fair.

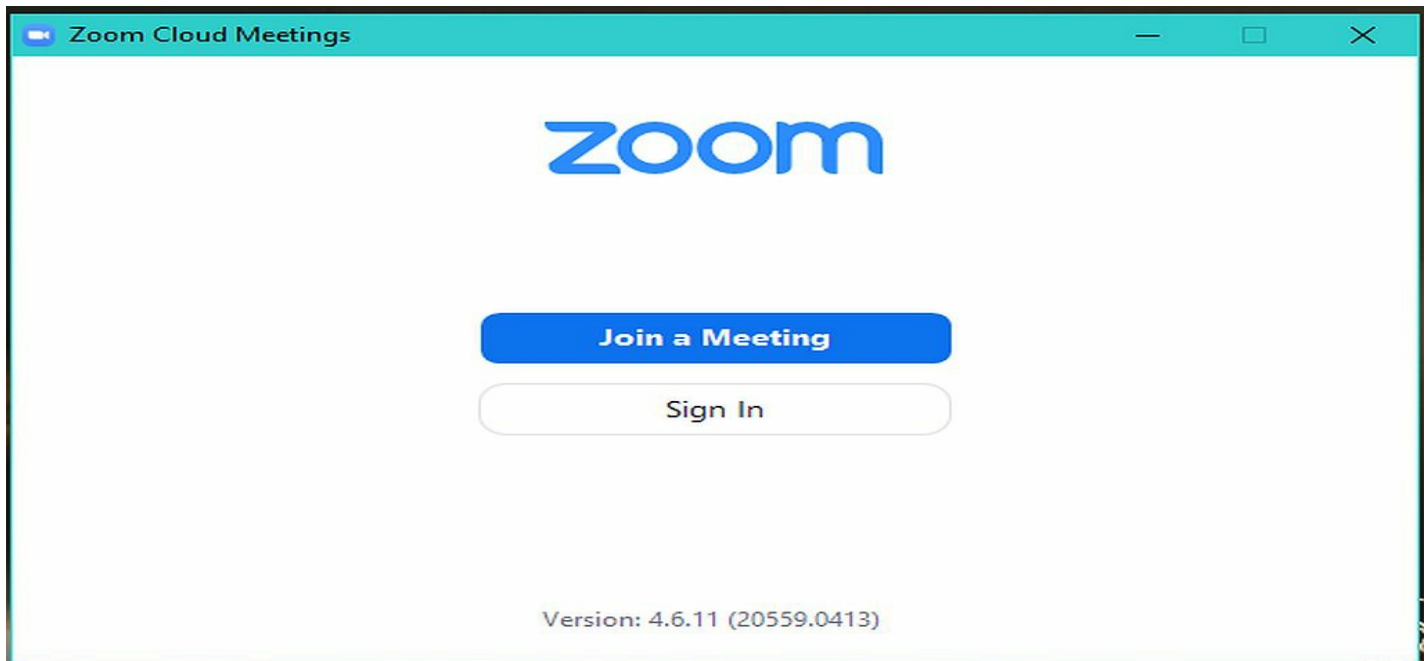
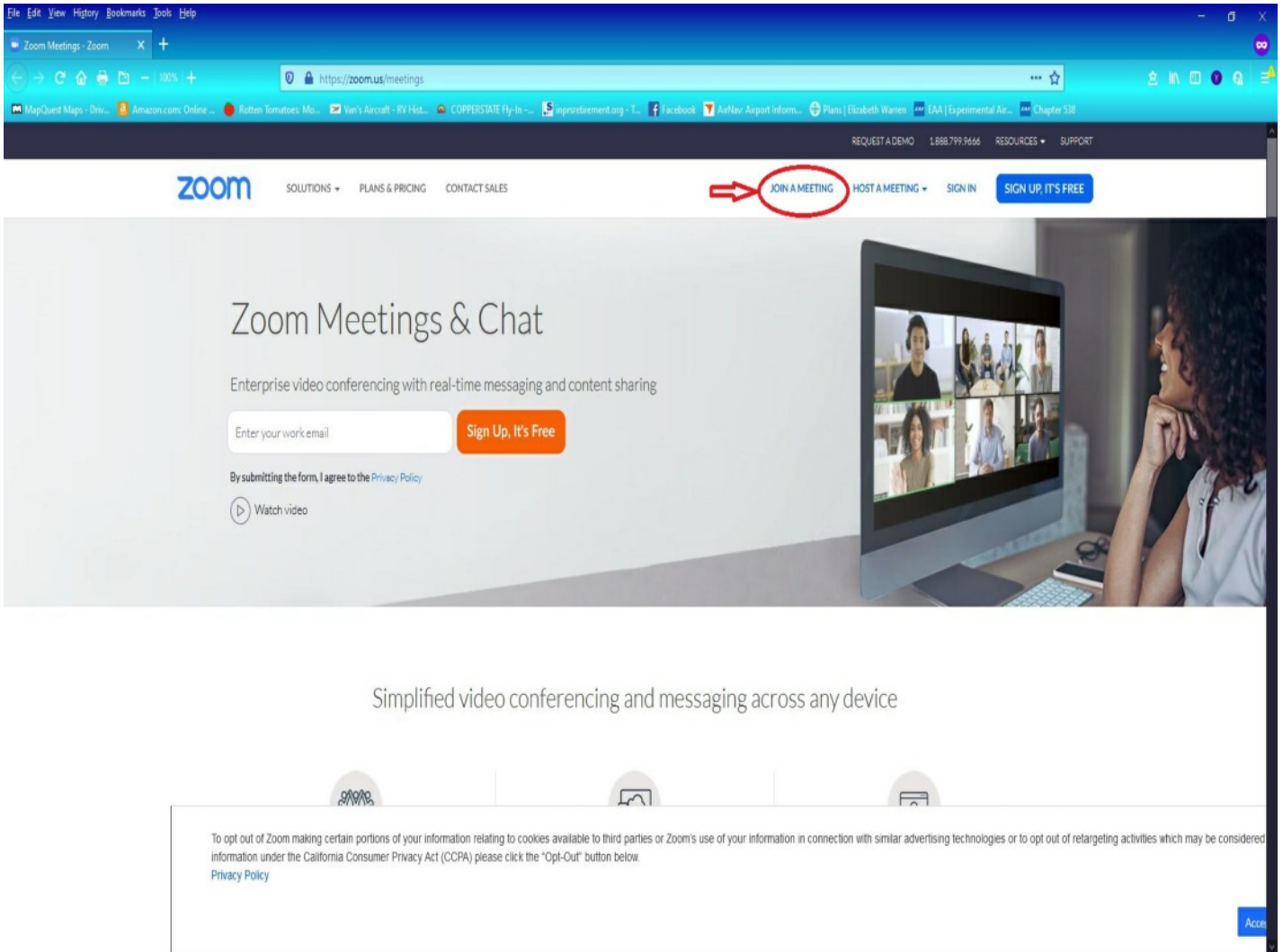
Well, bye for now. Hope to see everyone at the next meeting.

EAA Chapter 538 Monthly Meeting Minutes for May 11, 2021

1. Meeting was called to order at 6:40 P.M. with three (3) visitors, 14 members in person and 3 people were on ZOOM.
2. Our Visitors were Don Von Roesfeld Jr., Chris Daley, and Michael Juilfs.
3. Our speaker had a family emergency and was not able to provide a presentation. We showed the May EAA chapter video.
4. Darren asked our visitors to introduce themselves to the chapter. Saturday June 12 is national young eagles day and if an individual wants to take up a young eagle, we get double the credit..
5. Darren gave a talk on the progress he has made building the bi wing. He had to put the plans on 40 pieces of cardboard since they were deteriorating. He had to remove fiberglass from the wings because they were not in the plans. The previous owner did a poor job. It took a heat gun and chisel. We have a Bradley Aero single seat and a Sonex B for sale. EAA has an RC airplane to work with youth that cost \$1500. Darren will be sending another letter about Leroy Castle's Stits. He asked for any volunteer who would be interested in running a Chapter Flying club. He reminded everyone about AirVenture and Copperstate. Those going to AirVenture please take lots of pictures to share with our member later in the year.
6. Cheri M gave a report stating that young eagles is still shut down. She hopes for late October or November to start again. We do the pancake breakfast at Stellar air park's young eagle event in December. AirVenture Air Academy has be closed. There are no Hangar visits either until CoVID-19 is under control. Get your vaccination shot.
7. John G, gave a Treasurer report stating how much is in the checking account. He filed the IRS 9990 report. We have eighty four (84) listed members with some having not paid. The dues run from January 1, to December 31st. Dave Evans' widow donated all of Dave's tools to the chapter and John picked them up.
8. Carlos H gave the following hangar progress report. Our steel is scheduled to arrive on or about June 17th. He noted the need to rent one or two 40 Ft. containers to store item that are easily carried away. Carlos is coordinating all of the subcontractors, blueprints, architectural drawing etc. He is waiting for two more contractors and then he can submit everything for approval/revision by the Glendale Board for city permits.
9. Tad D is flying to Wausau, WI and then onto AirVenture in July
10. The meeting adjourned at 8:01 P.M. Alex B first and Paul F seconded.



GO TO THE ZOOM HOME PAGE [HTTPS://SUPPORT.ZOOM.US](https://support.zoom.us) AND SELECT JOIN A MEETING



INSTRUCTIONS ON HOW TO LOG INTO THE ZOOM***MEETING FOR TUESDAY JUNE 09, 2021 AT 6:30 P.M.***

From: John Warner <johnawarnercpa@hotmail.com>

Sent: Wednesday, June 8, 2021 11:10 A.M.

To: Alexander Bodak <cpucoach@yahoo.com>

Subject: Re: Speaking for June 11th Monthly Meeting.

I have set up a monthly recurring Zoom meeting for Ch. 538, here are the details and link. We can use the same meeting link for the Board test meeting this weekend. Please share as appropriate.

First you must download the ZOOM client per the previous pages. Then copy and past the web address into your browser. Hit enter and away you go.

Join Zoom Meeting

<https://us02web.zoom.us/j/83784992440?pwd=UkhiYzZFaUJYb0RMRGVjc2N5TFNzUT09>

Meeting ID: 837 8499 2440

Password: 054015

One tap mobile

+16699009128,,83784992440#,1#,054015# US (San Jose)

+12532158782,,83784992440#,1#,054015# US (Tacoma)

Dial by your location

+1 669 900 9128 US (San Jose)

+1 253 215 8782 US (Tacoma)

+1 346 248 7799 US (Houston)

+1 646 558 8656 US (New York)

+1 301 715 8592 US (Germantown)

+1 312 626 6799 US (Chicago)

Meeting ID: 837 8499 2440

Password: 054015

Find your local number: <https://us02web.zoom.us/j/kcHo81U9i3>


NEWS & EVENTS

- NOTICE NOTICE -

CHAPTER MEMBERSHIP REMINDER:

**2021 DUES ARE NOW DUE!
PLEASE BRING YOUR \$20
CASH/CHECK/PAYPAL. YOUR DUES
RUN FROM JAN 1 TO DEC 31 OF
THE YEAR. GO TO THE LINK
BELOW. ALSO, DARREN'S \$100
HANGAR DONATION CHALLENGE !**

<https://chapters.eaa.org/ea538/join-or-renew-chapter-538>



Larry Polhill's Fairchild



2021 JUNE WALLPAPER

CLICK PHOTO FOR JUNE 2021 WALLPAPER



JUNE 2021 SPORT AVIATION MAGAZINE

CLICK PHOTO FOR JUNE 2021 SA MAGAZINE



Calling All EAA Chapter 538 members & Visitors.

Along with my request for articles, pictures, info for this newsletter, 42 people out of the 60 or so members have done the ten questions at survey monkey about our chapter and how we can improve it above the great job that Darrin and the rest of the officers/board member are doing. Please take six (6) minutes out of your day to help us make our chapter even better. You can copy and paste it into a web browser and go. You can hold CTRL and click on the link below. If you have already done it, once is enough. Thanks

<https://www.surveymonkey.com/r/9NYJZBV>

If you have any ideas for speakers for chapter meetings please forward them to Alex.

– NOTICE NOTICE –

Chris Rute will loan his airplane scales for a donation to the chapter.

Members Information

John Gregg has us registered for amazon smile.

<https://smile.amazon.com/>

When you log into the Amazon Smile site, you must select the charity you are supporting, 538. You will see this area in the black upper band middle of the screen. Note: Currently, Guide Star, the company that Amazon uses to verify qualified charities only utilizes the first line of our name: "EAA 538" is used. Once on the Amazon Smile site, you will order as usual. **Thanks John Gregg Jr.**

WEBINARS FOR JUNE 2021

[URL: HTTP://WWW.EAAVIDEO.ORG/CATEGORY/VIDEOS/WEBINARS](http://www.eaavideo.org/category/videos/webinars)

June Webinars

AirCam Kit Aircraft

TUESDAY, JUNE 1, AT 7 P.M. CDT

Presenter: Phil Lockwood | *Homebuilders Webinar Series*

[Register Now >](#)

What Plane Should I Buy?

WEDNESDAY, JUNE 2, AT 7 P.M. CDT

Presenter: Mike Busch | *Qualifies for FAA WINGS and AMT credit.*

[Register Now >](#)

Spirit of St. Louis

TUESDAY, JUNE 8, AT 7 P.M. CDT

Presenters: Chris Henry and Ben Page | *Museum Webinar Series*

[Register Now >](#)

Evolution of Flexwing: Weight-Shift Trikes

WEDNESDAY, JUNE 9, AT 7 P.M. CDT

Presenter: Mike Hudetz | *Qualifies for FAA WINGS credit.*

[Register Now >](#)

Decision-Making and Loss of Control Inflight (LOC-I)

TUESDAY, JUNE 15, AT 7 P.M. CDT

Presenter: Gordon Penner | *Qualifies for FAA WINGS credit.*

[Register Now >](#)

WEBINARS FOR JUNE 2021

[URL: HTTP://WWW.EAAVIDEO.ORG/CATEGORY/VIDEOS/WEBINARS](http://www.eaavideo.org/category/videos/webinars)

Aviation and Aircraft Taxes

WEDNESDAY, JUNE 16, AT 7 P.M. CDT

Presenters: Greg Reigel and Paul Herbers

[Register Now >](#)

Welcome to EAA – Getting the Most Out of Your Membership

TUESDAY, JUNE 22, AT 7 P.M. CDT

Presenter: David Leiting

[Register Now >](#)

Tips for Flying Into EAA AirVenture 2021

WEDNESDAY, JUNE 23, AT 7 P.M. CDT

Presenter: Fred Stadler | *Qualifies for FAA WINGS credit.*

[Register Now >](#)

Ultralight/Homebuilt Rotorcraft Arrival Procedures - AirVenture 2021

WEDNESDAY, JUNE 30, AT 7 P.M. CDT

Presenter: Mark Spang | *Qualifies for FAA WINGS credit.*

[Register Now >](#)

EAA gratefully acknowledges the support of [Aircraft Spruce & Specialty Co.](#) for its generous sponsorship of our webinar programs.



FOR SALE PAGE 1

***SHELVES FOR SALE -
BEST OFFER OR \$40 EACH. - 4 SECTIONS***

**Shelves for sale -
Best Offer or \$40 each. - 4 sections**

CONTACT DARREN HENLEY AT EMAIL: P51BLDR@YAHOO.COM



FOR SALE PAGE 2

Tom Parten quit flying and has his 6 Cylinder Sonex
(Tail wheel) here on Thunder Ridge Airpark AZ 28.

If you know anybody looking for a good deal contact Bertha Partin
<bmpartin@gmail.com>



PICTURE OF LEROY CASTLES STITS PLAYMATE WITH IT'S WINGS FOLDED.

FOR SALE PAGE 3

FROM DEE GRIMM

NANCHANG CJ6A • \$140,000 • **FOR SALE** • N620DM, Very nice CJ6A, maintained by A&P owner; cockpits detailed; TTAF 5030 hrs; TSMOH on Vedeneyev M14P 272 hrs-bottom end overhauled by M14P; TTS NEW Whirlwind 400C-M14 carbon fiber prop 272 hrs; dual nav-comms with glide slope, GPS, ADS-B out; current IFR certification; many modifications; based Deer Valley Airport Phoenix; offer includes set of custom hydraulic jacks, modified trailer to move CJ6, metric tools, 2 current parachutes, 2 headsets, system and flight checkout included. Contact Dee Grimm • Owner - located Phoenix, AZ, United States • Telephone: cell/text 602-312-7307 • 602-996-1296



***** DISCLAIMER *****
 The performance specification database contains performance and dimensional data for a large variety of production and homebuilt aircraft. The values portrayed here are from manufacturers' data and are not representative of any particular aircraft being advertised.

NANCHANG CJ-6A

# of Engines: 1	Range: 425 mi 369 nmi 683 km
Engine Make: ZHOZHOU HUOSAI	Service Ceiling: 20,500 ft 6,248 m
Engine Model: HS-6A	Rate of Climb: 2,700.00 ft/min 13.72 m/s
Engine Power: 285 hp 212 kW	Wingspan: 33.50 ft 10.21 m
Recorded TBO: N/A	Length: 27.90 ft 8.50 m
Standard Fuel: 60.00 gal 227.12 L	Height: 10.80 ft 3.29 m
Max Fuel: 60.00 gal 227.12 L	Empty Weight: 2,414 lbs 1,094 kg
75% Cruise: 185 mph 160 kts 297 km/h 0 Mach	Gross Weight: 3,086 lbs 1,399 kg
Stall: N/A mph N/A kts N/A km/h	

	Normal	Over 50 Foot Obstacle	
Takeoff	N/A ft N/A m		N/A ft N/A m
Landing	N/A ft N/A m		N/A ft N/A m

PRICE:
\$140,000 USD

Get Immediate Financing
 For simple and secure financing, click here.

SALE STATUS: For Sale
YEAR: 1969
MAKE/MODEL: NANCHANG CJ-6A
REGISTRATION #: N620DM
SERIAL #: Not Listed
LOCATION: Phoenix DVT, AZ USA

PERFORMANCE SPECS

SAVE COMPARE

Dee Grimm
 (602) 312-7307

FOR SALE PAGE 4

My friend Cora Lee in Del Norte , Colorado lives on the airport at KRCV East slope of the rockies East of Wolf Creek pass. Astronaut Kent Rominger airport.

She is is selling her airport hangar, paved taxiway.. Metal, concrete floor, power. 42' by 30' with a motor operator pull up hinged folding door. Right now I think her price is around \$65,000. Her number is 719 - 657 - 0846. If anyone has any other questions or can't get hold of her they can call me .

Rodney at 623-640-4704

Leave a message due to robocalls.



Mark Robinson has a few items for sale. I was going to put these items for sale in the newsletter last month but time slipped by. I would be willing to donate them to the club if anyone is interested.

I replaced all the lighting system and consolidated the engine instruments to a JPI 900. Most of this stuff is original on my 1977 182Q I believe except for the CHT and tach. Everything was working when it was removed in January.

If you think there is any value for the club to sell them I would be happy to donate them. If not I would also just give them away to anyone needing them.

John Robinson 480-285-9260



FOR SALE PAGE 5

INCOMPLETE THALMAN 4, WOOD, METAL, FIBERGLASS

CONTACT CURT CURTIS - EMAIL - CURTCURTIS@Q.COM

PRICE

= FREE



AIRPORT-DATA.COM Ronald Barker [Log in](#) [New user?](#) [Sign up for free](#)
[Tell a Friend](#)

Home Airport ▾ Aircraft ▾ Photographers Slideshows Articles Forums Member Section API

Aircraft N53389 Data

[Browse by Manufacturer](#)

1 aircraft record found.

[1949 Thalman T - 4](#)

[Add another N53389](#)

N53389

1949 Thalman T - 4 C/N 4

[Discuss this aircraft in forum](#)

Have a photo of this aircraft? Share with others.
Correct or submit additional aircraft data
[Comment on this aircraft](#)
[Links to this page and other related pages](#)

Airframe Info


Manufacturer: Thalman
Model: T - 4 Search all Thalman T - 4
Year built: 1949
Construction Number (C/N): 4
Aircraft Type: Fixed wing single engine
Number of Seats: 2
Number of Engines: 1
Engine Type: Reciprocating
Engine Manufacturer and Model: Lycoming O-340 SERIES

Aircraft

Registration Number: N53389
Mode S (ICAO24) Code: A6BF24
Certification Class: Experimental
Last Action Taken: 1977-01-14
Current Status: Revoked

T-4 1953 = 4pChwM rg (manual); 135 hp Lycoming O-290; span: 40'0" load: 1050# v: 175/155/45 range: 700. All-wood geodetic construction. [N53389]. Later converted to T-tail with 170 hp O-340. Price FREE.

FOR SALE PAGE 6



Price FREE



FOR SALE PAGE 7

ADDITIONAL ITEMS FOR SALE FROM CURT CURTIS

These shelves are listed on craigs list at \$60. They are free to a club member. Also a two pedestal desk and a metal work bench. the shelves 18 in. wide 3 sections for a total of 9 ft. long. contact CURT 602 809 4446. PRICE = FREE

I have some instruments and landing gear legs, plus wheels. I'm asking \$100 for each. but i need to send the message that they are for sale at any price. They need a home. Also I have some wheels and stuff.



FOR SALE PAGE 8

This is Karen Hausteen, we have met a few times at various events and meetings.. Anyway, I have a few items that I would like someone to purchase or take if they could be used. I am not sure how to let you and the EAA chapter know, but here is the information:

2 pairs of yokes, from a Cessna 172

1 set of rudder pedals, from a C 172 also

I also have a few avionics items - not sure what and if they even work.

Anyone that is interested can call me and we can arrange for the items to be seen at my hanger at DVT.

Karen Hausteen

760-898-6641



FOR SALE PAGE 8

RV-6A S/N 60271 SPECS & DETAILS. Please contact **Ed Daror via email : 72ae@cox.net.**

Aircraft built by owner A&P/IA and Flight Tested and FAA certified as N72AE In June 2003 for Day, Night, VFR, IFR operations at 1800 Lbs. Gross Aircraft Weight for Normal and 1400 Lbs.

Aerobatics. Present Aircraft, Engine and Propeller Total Time in Service since new: 212 Hours.

ENGINE : Lycoming Factory new 0-360-A1A 180 H.P. with Slick Electronic Ignition.

PROPELLER: Hartzell Constant Speed factory new Model HC-C2YK-1BF / F766A-4.

AVIONICS: Garmin GNC 300XL GPS/COM and ILS Indicator and a function unit, Narco 12D+ Nav/ Com and an ILS Indicator, Narco AT 150 Transponder, Garmin GMA 240 Audio Panel/Intercom,

UAvionix ADS-B Out Bundle. All with separate antennas. EILT with remote Switch/indicator.

Autopilot: NAVAID Tru-Track coupled to GPS.

COMPASS: Vertical. FLAPS: Electrical. PITOT TUBE: Heated. Landing Lights: Dual. Wing Strobes: dual.

CARBURATOR: Temperature Gauge, THROTTLE, PROP, MIXTURE controls: Vernier type, Cabin

HEATER and ventilation controls, AEROBATIC HARNESS: Hooker 6 point on both seats, STEPS: on

both sides.

INSTRUMENTS: All with internal

controllable illumination. NOSE WHEEL:

Improved Bearings by Splats

recently installed. BRAKES: Cleveland

dual sides. AIRCRAFT CONTROLS: Stick

type with Mike buttons.

This aircraft has and is always hangered at

DVT in Phoenix, AZ. Engine is protected

with preservative. Aircraft is presently

Airworthy. ALL Van's Aircraft Service


Bulletins complied at last annual

CONDITION INSPECTION on June 12th,

2021. ADS- B needs to be rechecked in

flight with FAA- ATC procedure.



AIRPORT OF THE MONTH - WILLIAMS AIRPORT

Government Visitors Residents Departments and Services Doing Business What to do if? Contact Us

City of Williams, AZ / Departments and Services / Airport

Airport

Clark Memorial Field has Self Serve 100LL and Full Service Jet A fuels available at a competitive price. Fly in and check out all the attractions in Williams, Gateway to the Grand Canyon®.

Fuel, hangers, aircraft maintenance and ground transportation are all available. Contact Northern AZ Aviation for more information at www.NAZaviation.com or 928-635-8982

Follow these links for up-to-the-minute information:

www.AirNav.com and AWOS.

Airport Master Plan

- [Contents](#)
- [Chapter 1. Inventory](#)
- [Chapter 2. Aviation Demand Forecasts](#)
- [Chapter 3. Facility Requirements](#)
- [Chapter 4. Airport Alternatives](#)
- [Chapter 5. Airport Plans on file at City Hall](#)
- [Chapter 6. Capital Improvement Plan](#)
- [Glossary](#)

Forms

- [Hangar Lease](#)
- [Hangar Terms & Conditions](#)
- [Hangar Lease Request Form](#)

Williams (Havasupai: WWII Gv'ul[5]) is a city in Coconino County, Arizona, United States, located west of Flagstaff. Its population was 3,023 at the 2010 census.[6] It lies on the routes of Historic Route 66 and Interstate 40. It is also the southern terminus of the Grand Canyon Railway, which takes visitors to Grand Canyon Village. There are numerous inns, motels, restaurants and gas stations catering to the large influx of tourists rather than local residents, especially during the summer and holiday seasons. Also known as the "Gateway to the Grand Canyon", Williams was the last city on Historic Route 66 to be bypassed by Interstate 40. The community, bypassed on October 13, 1984, continues to thrive on tourism. Boasting seven fishing lakes in the area, hiking trails up Bill Williams Mountain and into Sycamore Canyon, an alpine ski area and cross country ski trails, four-seasons weather and an abundance of wildlife, Williams offers unlimited recreational opportunities for the outdoor enthusiast. The Historic Downtown District covers six square blocks. Williams boasts a rich heritage that features the Old West and Route 66, coupled with tourism trends today and the city's heyday years of the '50s and '60s.[7]

AIRPORT OF THE MONTH - WILLIAMS AIRPORT CONTINUED

History



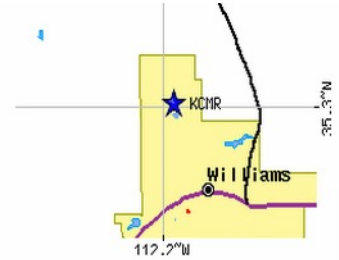
Franklin D. Roosevelt (seated, center) at Greenway Ranch in Williams on September 26, 1932, during that year's presidential campaign. He is accompanied by Democratic U.S. Senator Carl Hayden of Arizona, standing far right, along with—among others—three other Democratic senators (seated): Key Pittman of Nevada, Thomas J. Walsh of Montana, and John S. Cohen of Georgia.

Founded in 1881, Williams was named for William Sherley "Old Bill" Williams (1787–1849), a famous trapper, trader, scout and mountain man, who often trapped in the area. A statue of "Old Bill" stands in Monument Park, located on the west side of the city. The large mountain directly to the south is named Bill Williams Mountain. The city was incorporated on July 9, 1901.^[8]

Williams was the last city whose section of Route 66 was bypassed, due to lawsuits that kept the last section of Interstate 40 in

Arizona from being built around the city. After settlements called for the state to build three Williams exits, the suits were dropped and I-40 was completed.^[9] On October 13, 1984, Interstate 40 was opened around the town and newspapers the next day reported the essential end of US 66.^[10] The following year, Route 66 was decommissioned.

The Williams Historic Business District and Urban Route 66, Williams were added to the National Register of Historic Places in 1984 and 1989, respectively.



Road maps at: [MapQuest](#) [Bing](#) [Google](#)

Aerial photo

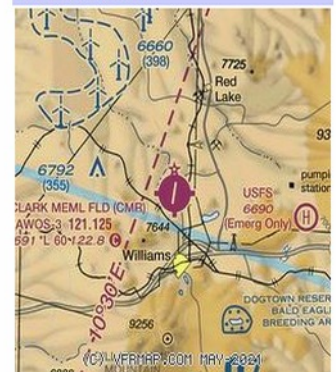
WARNING: Photo may not be current or correct



Photo taken 12-Feb-2010

Do you have a better or more recent aerial photo of H A Clark Memorial Field Airport that you would like to share? If so, please [send us your photo](#).

Sectional chart



Airport distance calculator

Flying to H A Clark Memorial Field Airport? Find the distance to fly.

Map of Williams Municipal Airport - CMR in Williams, Arizona

View map of Williams Municipal Airport - CMR, and [get driving directions from your location](#).



AIRPORT OF THE MONTH - WILLIAMS AIRPORT CONTINUED

Williams Municipal Airport - CMR in Williams, Arizona

Government Offices > Airports > Arizona > Coconino County > Williams
 > Williams Municipal Airport - CMR in Williams, Arizona

Popularity: #2 of 3 Airports in Williams | #2 of 11 Airports in Coconino County
 | #35 of 131 Airports in Arizona | #2,735 in Airports

Williams Municipal Airport - CMR Contact Information

Address and Phone Number for Williams Municipal Airport - CMR, an Airport, at Airport Road, Williams AZ.

Name	Williams Municipal Airport - CMR	✕ Suggest Edit
Address	3501 Airport Road Williams, Arizona, 86046	
Phone	928-635-1280	

Airports in Williams, Arizona

Government Offices > Airports > Arizona > Coconino County > Williams

There are **3 Airports** in Williams, Arizona, serving a population of **3,114 people** in an area of **44 square miles**. There is **1 Airport per 1,038 people**, and **1 Airport per 14 square miles**.

In Arizona, Williams is ranked **12th of 494 cities** in Airports per capita, and **30th of 494 cities** in Airports per square mile.

List of Williams Airports

Find Williams, Arizona airports, local, private and regional and international airports.

HA Clark Memorial Airport

3501 Airport Road

Williams, AZ

Valle Airport

555 Arizona 64

Williams, AZ

Williams Municipal Airport - CMR

3501 Airport Road

Williams, AZ

AIRPORT OF THE MONTH - WILLIAMS AIRPORT CONTINUED

AIRNAV.COM

- Airports
- NavAids
- Airspace Fixes
- Aviation Fuel
- Hotels
- AIRBOSS
- iPhone App
- My AirNav

KCMR H A Clark Memorial Field Airport
Williams, Arizona, USA

GOING TO WILLIAMS?

[Reserve a Hotel Room](#)

FAA INFORMATION EFFECTIVE 20 MAY 2021

Location

FAA Identifier: CMR
 Lat/Long: 35-18-19.8000N 112-11-39.7000W
 35-18.330000N 112-11.661667W
 35.3055000,-112.1943611
 (estimated)
 Elevation: 6690.7 ft. / 2039.3 m (surveyed)
 Variation: 13E (1985)
 From city: 3 miles N of WILLIAMS, AZ
 Time zone: UTC -7 (year round; does not observe DST)
 Zip code: 86046

Airport Operations

Airport use: Open to the public
 Activation date: 11/1942
 Control tower: no
 ARTCC: ALBUQUERQUE CENTER
 FSS: PRESCOTT FLIGHT SERVICE STATION
 NOTAMs facility: PRC (NOTAM-D service available)
 Attendance: UNATNDD, ALL MON-FRI 0800-1500, ALL SAT-SUN CLOSED
 DURING WINTER MONTHS CTC 928-635-8982 FOR ARPT CONDITIONS.
 Wind indicator: lighted
 Segmented circle: yes
 Lights: ACTVT MIRL RY 18/36; PAPI RYS 18 & 36, REIL RYS 18 & 36 - CTAF.
 Beacon: white-green (lighted land airport)
 Operates sunset to sunrise.

Airport Communications

CTAF/UNICOM: 122.8
 WX AWOS-3: 121.125 (928-635-1278)

Nearby radio navigation aids

VOR radial/distance	VOR name	Freq	Var
FLG r276/27.2	FLAGSTAFF VOR/DME	113.85	14E
DRK r007/38.8	DRAKE VORTAC	114.10	14E
GCN r168/39.4	GRAND CANYON VOR/DME	113.10	15E

Airport Services

Fuel available: 100LL JET-A1+
 100LL:24 HR SELF SERVE W/ MAJOR CREDIT CARD FOR 100 LL.; JET A AFTER HOURS CALL 480-980-3073. \$50 CALL OUT FEE.
 Parking: hangars and tie-downs
 Airframe service: MAJOR
 Powerplant service: MAJOR

Runway Information

Runway 18/36

<p>Dimensions: 6000 x 100 ft. / 1829 x 30 m Surface: asphalt, in good condition Runway edge lights: medium intensity</p> <p style="text-align: center;">RUNWAY 18</p> <p>Latitude: 35-18.815525N Longitude: 112-11.549205W Elevation: 6630.2 ft. Traffic pattern: left Runway heading: 178 magnetic, 191 true Markings: nonprecision, in good condition Visual slope indicator: 2-light PAPI on left (3.00 degrees glide path) Runway end identifier lights: yes Touchdown point: yes, no lights Obstructions: 12 ft. tree, 230 ft. from runway, 180 ft. right of centerline, 2:1 slope to clear +3 FT BERM 65-200 FT FM RY END 150 FT LEFT AND RIGHT, 13 FT TREE 170 FT FM END OF RY 175 FT RIGHT.</p>	<p style="text-align: center;">RUNWAY 36</p> <p>35-17.843893N 112-11.772465W 6690.7 ft. left 358 magnetic, 011 true nonprecision, in good condition 2-light PAPI on left (3.00 degrees glide path) yes yes, no lights 5 ft. brush, 225 ft. from runway, 180 ft. left of centerline, 5:1 slope to clear 8 FT BRUSH 20 FT FM THLD, 175 FT LEFT OF CNTRLN; 8-12 FT SCATTERED BRUSH 20- 75 FT FM THLD, 90-250 FT LEFT OF CNTRLN; 4-5 FT ROCK 20-75 FT FM THLD, 175-250 FT FM CNTRLN.</p>
---	---

S
A
FI
Fi
S
H
SI
Si
Ei
C
Z
Lr
N
K
T
K
D

AIRPORT OF THE MONTH - WILLIAMS AIRPORT AIRNAV CONTINUED

Airport Ownership and Management from official FAA records

Ownership: Publicly-owned

Owner: CITY OF WILLIAMS
113 S FIRST ST
WILLIAMS, AZ 86046
Phone 928-635-4451

Manager: BRAD OLSON
3501 NORTH AIRPORT ROAD
WILLIAMS, AZ 86046
Phone (928) 635-8982
EMERGENCY PH: 928-635-4461 (WILLIAMS POLICE DEPT).

Airport Operational Statistics

Aircraft based on the field: 2
Single engine airplanes: 2

Aircraft operations: avg 41/day *
60% transient general aviation
30% local general aviation
10% air taxi
<1% military

* for 12-month period ending 23 April 2019

Additional Remarks

- RWY 36, APPX 479 FT HILL 8800 FT FMEOR ON CNTRLN.
- RWY 18, APPX 393 FT HILL 7800 FT FMEOR ON CNTRLN.
- RUNWAY 18-36 HAS ISOLATED 10 FT. TO 15 FT. TREES AND BRUSH 120 FT. WEST OF RUNWAY CENTERLINE FOR ENTIRE LENGTH
- JET-A FULL SERVICE FUEL AVBL BY APPT 928-635-8982. PRIMARY CONTACT: BRAD OLSON, 928-635-8982.
- FOR CD CTC ALBUQUERQUE ARTCC AT 505-856-4861.

Instrument Procedures

There are no published instrument procedures at KCMR.

Some nearby airports with instrument procedures:

- [40G](#) - Valle Airport (21 nm N)
- [KFLG](#) - Flagstaff Pulliam Airport (28 nm E)
- [KSEZ](#) - Sedona Airport (34 nm SE)
- [P52](#) - Cottonwood Airport (35 nm S)
- [KGCN](#) - Grand Canyon NTL Park Airport (39 nm N)

10 Things to do in Williams AZ



2. Williams Depot



3. Grand Canyon Deer Farm



4. Grand Canyon Brewing Company

AIRPORT OF THE MONTH - WILLIAMS AIRPORT CONTINUED

10 Things to do in Williams AZ



5. Pete's Rt 66 Gas Station Museum

RECREATION.gov



White Horse Lake Campground

Kaibab National Forest | Near Williams, Arizona

White Horse Lake is an extremely popular fishing lake, 19 miles southeast of Williams, in northern Arizona. The lake's campground is conveniently located an hour from Grand Canyon National Park's south rim and surrounded by the exciting and diverse scenery of Kaibab National Forest. A number of forest attractions are nearby, including scenic overlooks, dams and hiking and mountain biking

[Read More](#)

Campground Status (as of today, June 5, 2021)	Individual Sites	Open for Season	Can be booked through Sat, September 25th 2021 . Select dates for availability.
	Group Sites	Open for Season	Can be booked through Sun, June 5th 2022 . Select dates for availability.

Sycamore Canyon Wilderness

Area Status:
Open



[View photos on Flickr](#)

Sycamore Canyon Wilderness encompasses the second largest canyon in Arizona's red rock country and was designated a wilderness area in 1972. A lesser known, but equally scenic, cousin of Oak Creek Canyon, Sycamore Canyon Wilderness contains more than 50,000 acres of colorful cliffs, soaring pinnacles, and one of the world's rarest habitats, a desert riparian area.



- MEMBER BUILDS SHARING -**Jack Norris' progress on the supercharger.**

The supercharger was placed on a Jabiru Gen4 engine in an Arion Lightning. The first test flight with 31.0 inHg (safe threshold we set was 34inHg) at 5000 feet msl, 2900 rpm resulted in 171mph t.a.s. The speed normally aspirated at 2900rpm for this aircraft had been 150mph cruise. We encountered a mixture problem above 31 inHg of boost (e.g.t. climbed too high on 2 cylinders). We are addressing mixture control with this boost level (additional fuel required). The target of 180 mph cruise is clearly within reach. At 15,000 feet 195 mph. Essentially we are keeping the engine at its 120 hp up to that altitude versus the natural reduction in hp normally aspirated to 66 hp with the change in air density.


**Paul Fisher project status & picture.**

Zero progress this month. The tail kit is completed, waiting on the wing kit. The tables and tail are crammed into the front of the garage so that the cars will fit. The good news is that Vans indicated that the crate date for the wings has moved up to June 21 from July 26. They would appear to be making progress reducing their backlog. The fuselage kit is also on order; crate date of August 30.



- MEMBER BUILDS SHARING -

Dan Arkema flying and taking pictures.



Carlos Hernandez Continues Build



- MEMBER BUILDS SHARING -**Darren Henley's Progress on his Starduster**

I recently came across a partially complete Starduster. After a quick inspection, I decided to purchase the project. The work looked pretty good as all of the steel work was completed and mostly covered. The two lower wings and the upper wing center section were complete. The upper left wing had been started and the upper right had yet to be built. All-in-all just 1 ½ wings to build before assembling the aircraft. Piece of cake.

My first issue were that the plans were extremely frayed and brittle. I would need stabilize the plans in order begin any work. I came up with the idea of laminating the plan sheets onto cardboard. I wet the cardboard with epoxy, placed the plan sheets on the wet epoxy, and then another coat over the top of the plan sheets. I was able to complete 3-4 plan sheets a week and it took nearly 2 months to get them all laminated.

Now with the plans stabilized, I could evaluate the materials required in order to bet my first lumber order. This would be enough wood to build the 1 ½ wings as those materials did not come with the project. The necessary steel, I have yet to order.

Now the order was placed, I decided to begin the rehab of the upper wing center section. Once I began a detailed review. The original builder had built the center wing with the auxiliary fuel tank version. He had decided to fill in the leading edge area and trailing edge areas with Styrofoam and then covered the whole center wing section with a layer of fiberglass. This was poorly done plus I would need to remove it in order to get access to the hardware attached to the front and rear spar. Using a heat gun and a putty knife, I was able to heat up the fiberglass and pry it up from the structure. Once got a strip of material 3 inches wide loosened up, I would take shears, cut off the loose material and begin again.


Once all the glass was removed, I then removed all the foam from the trailing section of the wing. It was also necessary to remove the TE ribs and clean up the leftover foam and resin. Once the clean up was done, the work of rebuilding can begin. The rear ribs were reinstalled along with the trailing edge material that was omitted from the original construction. All of the material was epoxied and nailed in place. The lower skins from the rear spar to the trailing edge were installed next.

The foam in the leading edge area was left in place for the time being. A sandable filler was added to the leading edge area and made smooth. Scotch tape was placed on the surface as a mold release. I used the Poor Man's Pre-preg Method to make the leading edge wrapper. 4 layers of cloth were set up over a sheet of heavy clear plastic. The fabric is then wetted with epoxy and another layer of plastic on top. A squeegee is then used to work the resin into the dry areas of the cloth. Once the fabric turns clear, it is completely wetted. The size and shape of necessary lay up is drawn on the top plastic with a sharpie. Shears are then used to cut through the assembly and all excess material is then discarded. The top plastic is removed and also discarded. I placed a wood bar underneath bottom plastic and picked it up like a towel on a towel rack. I carried it to the center wing and then began to drape the cloth over the leading edge. The bottom plastic is now removed. A ribbed roller then used to work the cloth down, remove wrinkles and bubbles. Once the cloth was satisfactorily placed, peel-ply was then placed to give a good surface finish and reduce much of the final sanding. Once the resin had cured, the leading edge section was popped free from the mold. Excess material was trimmed

- MEMBER BUILDS SHARING -


Darren Henley's Progress on his Starduster

from the part and the foam was removed from the leading edge. The excess foam and resin is now being removed.



Stuart Snow Progress on his Pietenpol

Here are few pictures of my Pietenpol build. I've been working on the control horns. I've also been getting some flying in.



Chapter Camping at AirVenture

Returning for AirVenture, chapters now have an affordable opportunity to establish a "beachhead" at which to base their activities. Rather than paying by the day, a campsite is staked out until the convention ends. Chapters are able to purchase in advance two to six campsites at a flat rate in order to establish a chapter base of operations. Since the campsites will be staked out in advance, each chapter can direct its members to camp in the vicinity of this area.

[Request a Campsite](#)

The following guidelines apply to this special opportunity:

1. Chapters can secure two to six campsites for a special flat rate of \$252 per site. Additional sites may be acquired under the usual camping rules and pricing.
2. At least one camper per individual camping site credential must be a current chapter member and a current EAA member through the end of AirVenture Oshkosh. A list of EAA members to attend with the chapter (who must be current through the end of AirVenture Oshkosh) will be provided in writing to the camper registration staff with the chapter camping request form.
3. Offer excludes improved sites (water and electric) and sites in Paul's Woods, 101 Woods, handicap, and generator areas.
4. Chapter camping is only available in Camp Scholler, aircraft camping is excluded from this offer.
5. EAA staff will stake out these campsites for the chapter beginning on or around Monday, July 5, 2021. Due to the camp ground already being open for weeks, chapter camp sites will be staked out as close as possible to the desired locations listed by the chapter.
6. No refunds due to early departure are allowed for these campsites.
7. Chapters must comply with the policies and guidelines stated in [EAA's current camping guidelines](#).
8. The chapter leader or chapter designee will manage all chapter camping credentials.
9. Potential updates are being considered in 2021 to provide campground credentials to the chapters by one of two methods, yet to be determined:
 1. A chapter designee for each chapter will arrive first and pick up the camping credentials for all chapter campers and be available to distribute them to their respective campers as they arrive. The chapter designee checking in the chapter must present the chapter camping confirmation form, which will be emailed to them after payment is processed by EAA.
 2. A chapter designee for each chapter will be mailed camping credentials for all chapter campers and distribute the credentials to their respective campers prior to arrival at Camp Scholler. The chapter designee will be mailed all credentials during the week of July 5, 2021 after payment is processed by EAA.
10. All sign ups and payments must be received by June 25, 2021.
11. Chapters are not permitted to occupy their site until Saturday, July 10.

Grab your camping gear, chapter flags, and banners, and decorate the site!

HAVE YOU STARTED TO PLAN FOR AIRVENTURE 2021?



Bring the Whole Family

Young people ages 18 and under will be admitted free to EAA AirVenture Oshkosh 2021 as a way to introduce more youth to the possibilities in the world of flight. Free Youth Admission is supported in part by The Boeing Company.


[Learn More](#)

Your Official Countdown to AirVenture 2021

July 26 – August 1, 2021



Arrive Safely With Express Arrival
Use the Express Arrival to arrive the year to make your admission of arrival as safe and as fast as possible.
[Read More](#)



EAA AirVenture Oshkosh 2021 NGAH Now Available
Planning for long lines of aircraft? Secure your seat for the year's biggest aviation event before you are sold out!
[Read More](#)



Free Youth Admission at AirVenture 2021
Free youth admission ages 18 and under is supported in part by The Boeing Company. Get your ticket to the World's Greatest Aviation Celebration today.
[Read More](#)



Latest News: Goodyear Blimp Returns for Appearance at EAA AirVenture Oshkosh 2021
The Goodyear Tire & Rubber Company is the sponsoring of HighFlyer, its iconic high-altitude blimp, to return to Oshkosh for its 10th appearance at the event.
[Read More](#)



Volunteer at the New Learn to Fly Center
Whether you are a CFI, student pilot, or simply someone who loves aviation, you can help us build the future of flight by volunteering at the new Learn to Fly Center.
[Read More](#)



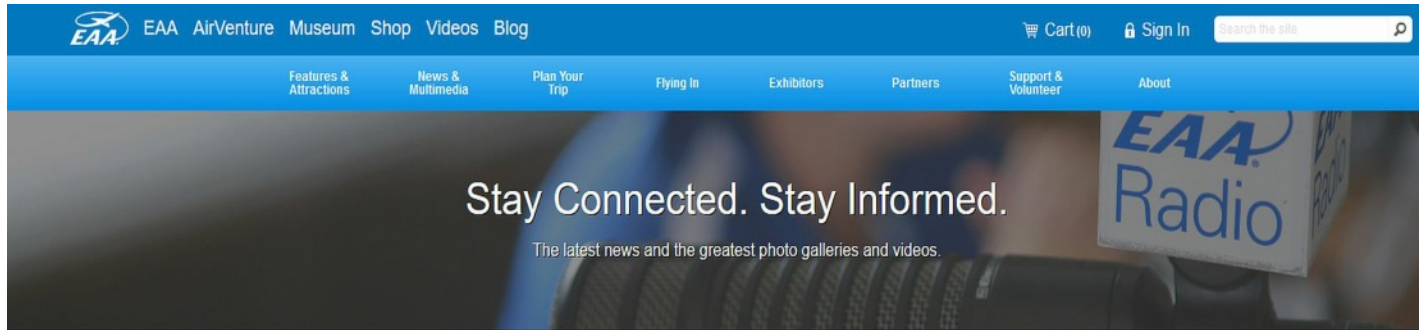
Enter the Great 2021 Aircraft Raffle
Help make the registration of the show and an airplane.
[Read More](#)



WomenVenture Power Lunch & T-shirt Registration Now Available
So join the variety of special events, networking opportunities and a lot more fun.
[Read More](#)



MyExpo
Check out the MyExpo app to help you navigate the show and get the most out of your visit!
[Read More](#)



AirVenture | News & Multimedia | News | EAA AirVenture Oshkosh | AirVenture 2021 Planning Continues — Advance Tickets on Sale

AirVenture 2021 Planning Continues — Advance Tickets on Sale

Recent Articles

10 Things You Don't Want to Miss During EAA Spirit of Aviation Week

July 16, 2020

EAA Grounds Closed Next Week

July 16, 2020

Flight Training Goes Virtual During Spirit of Aviation Week

July 16, 2020

Exhibitors at 'Oshkosh' Open for Business July 21-25

July 09, 2020

EAA Spirit of Aviation Week Schedule Highlights Entire Spectrum of Flight

July 07, 2020

November 19, 2020 – At last week's fall meeting – held in a virtual format – the EAA board of directors supported the ongoing planning efforts for EAA AirVenture Oshkosh 2021, which will be held July 26-August 1 at Wittman Regional Airport in Oshkosh. Among those preparations are incorporating best practices for large public events that can be incorporated at Oshkosh next year.

"There will be AirVenture in 2021, as it is so important for all of us in every segment of the aviation community," said Jack J. Pelton, EAA CEO and Chairman of the Board. "We have heard from many, many EAA members and others who have pent-up enthusiasm to be back on the flightline at Oshkosh. While it's still too early to know exactly what everything will look like for the event, it's important to have AirVenture in 2021 – which, coincidentally, is the 100th anniversary of the birth of EAA founder Paul Poberezny."

Advance sales for admissions, camping, and other areas are currently open at the AirVenture website. In addition, free youth admission, generously supported in part by [Boeing](#), will be continued in 2021, giving more families and young people the opportunity to fully enjoy the World's Greatest Aviation Celebration.

- Renew
- Member Tickets
- Non-Member Tickets

New for 2021 - Important Details

Weekly Tickets - (Includes 7/26-8/1)

Product	Member Price	Non-Member Price
Adult*	\$127 \$122	N/A
Guest of EAA Member*	\$127 \$122	N/A
Youth (Wristband required for youth 6-18)	FREE	FREE

Daily Tickets

Product	Member Price	Non-Member Price
Adult*	\$37 \$35	\$54 \$49
Guest of EAA Member*	\$37 \$35	N/A
Veterans/Active Military (Available online only)	\$37 \$35	\$37 \$35
Youth (Wristband required for youth 6-18)	FREE	FREE

Sunday Only Tickets

Product	Member Price	Non-Member Price
Adult*	\$49 \$17	\$23

General Camping Guidelines

Refund Procedures

Refunds are issued as you exit the campground in your vehicle. Refunds June be processed at Camp Scholler Camper Registration, South Gate (located at Stits & Ripple roads).

Refund Locations

Camp Scholler Camper Registration, South Gate (located at Stits and Ripple roads), North 40, Show plane, and Homebuilt Registration

Gate Hours

West Gate: 24 hours Camp Scholler Camper Registration Gate: 24 hours South Gate: 6 a.m.-10 p.m. East Gate: 24 hours Gate hours are subject to change.

Basic Campsites

Only EAA members are permitted to purchase a basic campsite in Camp Scholler. EAA members June purchase only one site. All basic campsites are on a first-paid, first served basis. Sites June be purchased by going online at www.AirVenture.org or by coming to the Camper Registration Building during open hours. Sites cannot be secured over the main Camper Registration phone. EAA members pay from their arrival date through the end of AirVenture and June not AirVenture | Plan Your Trip | Camping & Lodging | Camp Scholler

General Camping Guidelines Plan Your Trip

General Camping Guidelines <https://www.eaa.org/airventure/plan-your-eaa-airventure-trip/eaa-camping...>

stake out a spot in advance of the arrival date selected. On or after the arrival date, EAA members must check-in at the Camper Registration building to receive their camping credential. Basic sites are not marked or assigned. Once credential is issued, the member June locate and stake out an unoccupied spot in the campground. Individual basic campsites are not marked out but are to be sized to accommodate your camping unit and one transient vehicle with a 5' perimeter. Camping units must be a minimum of 10' apart. Any campsite deemed too excessive will be resized by EAA Security. All camping units and vehicles must be located behind the fire lanes. Fire lanes are marked as burn lines in grass or with signage. Camping credentials are not valid in EAA Public Parking Lots. Camping credentials must be visibly displayed on both on your camping unit and transient vehicle. Additional vehicle and visitor parking passes of the overflow (S Lot) June be purchased at the Camper Registration building. S Lot parking passes are not sold online. Camping credentials and campsites June not be transferred from one EAA member to another individual. Unused days calculated from the arrival date through the Monday after AirVenture, less a three-day minimum, June be refunded upon checkout. Any roped off unoccupied site without proper credentials will be Removed.

For More info go to : <https://www.eaa.org/airventure/plan-your-eaa-airventure-trip/eaa-camping-and-lodging/camp-Scholler/guidelines>

THANK YOU**THANK YOU****THANK YOU****THANK YOU****THE FOLLOWING IS A LIST OF PEOPLE WHO HAVE GENEROUSLY DONATED TO THE HANGAR FUND. WILL YOU JOIN THEM?**

- | | |
|----------------------------------|--------------------------|
| 1. Aaron Andrew | 31. Mark Pansing |
| 2. Benjamin Armstrong | 32. Jack Norris |
| 3. AZ Aeroservices - Jack Norris | 33. Fred Kirkland |
| 4. Anna Berry | 34. Cheri McGunagle |
| 5. John Bishop | 35. Roger Ward |
| 6. Alexander Bodak | 36. George Parkins |
| 7. Tad Daughters | 37. Michael Hauser |
| 8. John Gregg Jr. | 38. Richard Schmidt |
| 9. Darren Henley | 39. John Robinson |
| 10. Carlos Hernandez | 40. Mark Robinson |
| 11. Michael Karazewski | 41. Cheri McGunagle |
| 12. Mary Kelly | 42. Mark Johnson |
| 13. Jamie Marie | 43. Michael Hauser |
| 14. Micah Martin | 44. Scott Davis |
| 15. Lori Massuer | 45. Paul & Debbie Fisher |
| 16. Jim Moss | 46. Larry Polhill |
| 17. Mark Pansing | 47. Curt Wheeler |
| 18. Frank Rivera | 48. Mark Pearson |
| 19. John Roffey | 49. Don Nee |
| 20. Chris Rute | 50. Mark Johnson |
| 21. Stuart Snow | 51. |
| 22. Sold donated items | 52. |
| 23. Steve Thompson | 53. |
| 24. Katie Velvick | 54. |
| 25. Tom Velvick | |
| 26. John Warner | |
| 27. Dawn Young | |
| 28. Chuck Kline | |
| 29. Roy Hendrickson | |
| 30. Steve Thompson | |

Send us some money *AND YOUR NAME WILL BE HERE ALSO!*

Check the Website at <https://chapters.eaa.org/ea538/hangar-fundraiser> for more information and updates.

IF I MISSED ANYBODY, YOU WILL APPEAR IN NEXT MONTH'S NEWSLETTER. AGAIN THANKS FOR GETTING US CLOSER TO OUR GOAL OF OUR OWN HANGAR/HOME..

2021
E.A.A. Leroy Castle Chapter 538
Membership Renewal Form

Name: _____ Spouse's Name: _____

Address: _____

City: _____ State: _____ Zip: _____

Phone: _____ (circle one) Home Cell Email Address: _____

National EAA Number: _____ Expires: _____

Approximate Month & Year joined Chapter 538: _____

Note: EAA requires you be a member of National EAA in order to be a member of Chapter 538.

RATINGS HELD:

Student Pilot _____ Sport Pilot _____ Recreational Pilot _____ Private Pilot _____ Commercial Pilot _____

ATP _____ A&P _____ IA _____ CFI _____ CFII _____ Other Ratings: _____

Aircraft, Project or Hobbies: _____

DO NOT SHARE STATEMENT: We will ONLY SHARE THIS INFORMATION WITH OTHER CHAPTER MEMBERS, unless you tell us otherwise: DO NOT share this information _____

PROXY STATEMENT: I hereby appoint _____ of EAA Chapter 538 as my true and lawful agent and proxy with full power of substitution to represent me, in my absence, at any Chapter meeting on all matters coming before the meeting. Note: If you do not wish to appoint a proxy, mark "N/A", do not sign and you will not relinquish your vote.

Signature

Date

INSTRUCTIONS: Return the completed / updated form and \$20 annual dues to Treasurer:

John Gregg Jr.

5688 W. Abraham Ln.

(Make checks payable to EAA Chapter 538)

Glendale, AZ 85308

Questions. Cell: 623-340-0383

Email: jgreggjr@gmail.com

**2021
E.A.A. Chapter 538
New Membership Form**

Name: _____ Spouse's Name: _____

Address: _____

City: _____ State: _____ Zip: _____

Phone: _____ Email Address: _____

National EAA Number: _____ Expires: _____

Note: EAA requires you be a member of National EAA in order to be a member of Chapter 538.

Note: Dues are not pro-rated. Dues are due June 1st of each year.

RATINGS HELD:

Student Pilot _____ Sport Pilot _____ Recreational Pilot _____ Private Pilot _____ Commercial Pilot _____

ATP _____ A&P _____ IA _____ CFI _____ CFII _____ Other Ratings: _____

Aircraft, Project or Hobbies: _____

DO NOT SHARE STATEMENT: We will ONLY SHARE THIS INFORMATION WITH OTHER CHAPTER MEMBERS, unless you tell us otherwise: **DO NOT** share this information _____

Signature

PROXY STATEMENT: I hereby appoint _____ of EAA Chapter 538 as my true and lawful agent and proxy with full power of substitution to represent me, in my absence, at any Chapter meeting on all matters coming before the meeting. Note: If you do not wish to appoint a proxy, mark "N/A", do not sign and you will not relinquish your vote.

Signature

Date

INSTRUCTIONS: Return the **completed / updated** form and **\$20** annual dues to Treasurer:

John Gregg Jr.

5688 W. Abraham Ln.

Glendale, AZ 85308

Questions: Cell: 623-340-0383

(Make checks payable to EAA Chapter 538)

Email: jigregg.jr@gmail.com

NAME TAG ORDER:

Style #1

NAME
EAA CHAPTER 538
PHOENIX, AZ

Style #2

NAME
EAA CHAPTER 538, PHX,AZ
LINE 3

First Name	Last Name	Style #1

Style #2	If Choose Style #2 – Line 3 to Read

Note: Chapter pays for your first name tag as part of your initial year dues. Replacements name tags are \$8.00 ea.

EAA CHAPTER 538 **FUNDRAISER**

Donate now to help the chapter build a new home. Do you like to participate in Young Eagles Flights? How about pancake breakfast fundraiser's? Fly-in or fly-outs. June be you wish to move your project out of your garage into a bigger space. Do you like EAA workshops? Your contribution will help toward building a hangar facility that will be the new meeting place plus a home base for all of our activities. EAA Chapter 538 is a 501(c)3 nonprofit organization. Use the receipt below along with your donation.

Name _____
Address _____
City _____ State ____ Zip Code _____
Donation Amount _____

Print this page, fill it out and send it to

John Gregg Jr.
5688 W. Abraham Lane
Glendale, AZ 85308