



## RING OF FIRE WATCH PARTY

Sept-Oct 2023

Volume 66 Issue 9/10

Inside this Issue

Presidents	2
Cockpit	
Vice President	3
Bulletin Board	4
Features	1,5,6
Chap Notes	8
Scrapbook/Photos	9
Classifieds	13
The Workshop	16
Scholars	18
Country Store	20
Calendar	21
Contacts	22
<i>Please see our sponsors!</i>	14,15,23

### Next Event

1000 VMC club

1100 Monthly Gathering and Eclipse Party

Runway 35 is published monthly as a free service for our members and our flying community by EAA chapter 35.  
 Publisher: Chuck Fisher  
 Editor: Bill Fahey

ea35news@gmail.com

Chuck Fisher

San Antonio will be “THE” gathering place for astronomers and observers from around the world in October 2023 and in April 2024 as we will be ground zero for TWO solar eclipses. This opportunity will not come again in our lifetimes. And our October 14 gathering just happens to coincide with the first of those events, so we will have a “Watch Party” for the annular “ring of fire” eclipse. Hope for great weather!

A solar eclipse occurs when the earth, the moon, and the sun align in a perfect line. The moon, between the sun and the earth, obscures the sun plunging the narrow band of planet earth in the shadow into a brief period of darkness. A total eclipse occurs when the moon is close to the earth and totally blots out the sun. That will occur in April 2024. An annular eclipse as will occur during our gathering occurs when the moon is further away from earth and will blot out only part of the sun, leaving a “ring of fire” around its shadow.

That means that the sun will shine brightly right up till the eclipse, and even during the eclipse we will still have some sunlight. And, that ring of fire will

still be intense enough to harm the sensitive retina of the eyes and the photoreceptors of cameras and phone-cameras if viewed directly. So here are some tips to view the eclipse safely.

**Eclipse glasses:** Glasses specially made for viewing the sun are made of material so dark that only a little

light can penetrate. For those of us old enough to remember film cameras, developed fully exposed film turned totally black. That is typically what is used in

“eclipse glasses”. Some also have a reflective coating making them silver. These glasses must be ON YOUR FACE any time you face the sun. It does no good to look first and then put them on!

**Sunglasses will NOT protect you!!** Sunglasses filter only a tiny portion of the light that enters, even if they seem to be pretty dark. The amount of solar ultraviolet and infrared light that would get through even dark sunglasses is enough to permanently scar your retina, and of course you would be looking at the sun with the most sensitive part of your retina...so it can cause blindness. That... would be bad.

(Continued on page 3)



1000 VMC Club

1100 Ring of Fire Eclipse Party

Featuring an assortment of Hot Dogs of the United States



## FROM THE PRESIDENTS COCKPIT

## CHUCK FISHER



The first item of business is an apology. The September newsletter was delayed and we made a decision to just combine issues this month. So, for all of you who submitted articles or photos and were expecting them in print last month, please accept our apology.

That said, this issue will be a little more robust than usual as we try to include items from the past two gatherings. So, hang on, there is lots to cover!

**August Spaghetti Cook-Off:** Congratulations to Lisa Reyna for taking home the highly coveted goldish plastic ladle trophy for best Spaghetti Sauce in our annual spaghetti cookoff! We had seven contestants and some amazing sauces to try and as always the Chapter 35 kitchen team put together a fantastic Italian experience complete with wine bottle candles. If you missed it...you MISSED it

**September Pancake Breakfast:** Thanks to everyone who made the September Pancake Breakfast a success. We had a smaller than usual turnout, and few fly-ins partially, I suspect due to low clouds in the morning and the heat and no formal program this month. But what we DID have, were lots of new members and guests! I was thrilled to meet some new aspiring aviators who I hope will join us for future events and maybe join the ranks of our next scholars.

**Please Bring your Planes!** I want to take this opportunity to remind folks to please bring your planes up to the clubhouse for chapter events. Our visitors often come hoping to see various types of aircraft and options available to them in their aviation journeys. So, the more planes we have the better!

**Your Leadership Needed:** You have heard many of us reiterate how much more we enjoy AirVenture as volunteers who are part of the show, rather than just observers. The same is true of YOUR chapter! It is a lot more fulfilling to be PART of the chapter...than to just watch from the sidelines.

We will hold elections in November for our next chapter officers and we need YOU to step up to help lead this chapter. Don't fear failure...for sixty plus years this chapter has been robust...and it has survived me! Your chapter even has a funding line to help offset expenses to send one or more members to formal leadership training. If you are interested in going, let me know. The Nominations committee has been hard at work to finalize a slate of nominees, so look for that elsewhere in this newsletter.

**Scholarship Season:** It is time to think about nominations for Air Academy and future Ray and Kellogg scholars. Youth who wish to participate in those programs really do need to be active in the chapter and their parents as well. Now is the time to start the journey!

**Scholars:** Congratulations to Nolan Haecker, Raegan Rait and Henry Wurster for completing their Solo Flights. Right now we have four fully funded scholars that are sooooo close to being private pilots. Please congratulate each of them and give em a friendly nudge! They are YOUR legacy as a chapter.

**Year End Financial Planning:** I am working on my financial plans now and always end up writing out checks at the end of the year to my various charities. I'd rather they have my money than Uncle Sam! They'll include a donation to our Non-Profit to help keep our scholarship fund robust. I hope you will consider doing so as well! There is a donation form at [www.eaa35.org](http://www.eaa35.org) or simply contact one of the officers and we can help.

**Young Eagles 21 October:** Please come to Stinson prepared for a big turnout. We hope to get lots of kids their first flight experience and we have a motivated team also working on youth activities for the kids as we continue to expand our offerings. Contact [youngeagles@eaa35.org](mailto:youngeagles@eaa35.org) to volunteer or for more information.

**Ring of Fire Gathering:** I am excited about our next gathering on October 14<sup>th</sup>. We will have a Ring of Fire eclipse at about noon. We'll have some viewing glasses available, and you can pick up camera filters and filter glasses at most stores (I saw them at Lowes yesterday). We are planning the reprise the "Hot Dogs of the World" and hope for a cool day we can spend outdoors! Plan to be there and bring your friends (and airplanes).

**Newsletter Editor Sought:** You might have noticed our Newsletter editor has been slammed with professional and personal conflicts. We need a volunteer to take on the newsletter. It isn't difficult to do, but it does take a little time and organizational skill. If you'd like to learn more Bill or I can teach you the ropes. Please contact [president@eaa35.org](mailto:president@eaa35.org).

It is ... well ... less hot... at last! Go Fly!!



## New Members

Chapter 35 continues to grow. Here, from the membership roster, are a few of our newest members.

**James Reyna** Has flown several aircraft and hopes to build a Velocity XL next.

**Isaac Ibarra** is commercial, instrument rated and an A&P

**Raul Reyes** is Building an RV-10

**Edward Atkinson** is a Returning member

**Michael Ramirez** US Navy ret. A4,A7,F18 pilot

**Derrick Flowers** has built and flies a beautiful RV-6A

## Ring of Fire (CONTINUED)

(Continued from page 1)

**Pinhole boxes:** A safe way to view the eclipse is by making a pinhole, indirect viewer. Using a box, you make a cutout on one end toward the top of the end of the box and tape a piece of thick aluminum foil or a piece of aluminum from a soda can over it. Make a tiny pinhole (with clean edges) in the aluminum. On the end opposite the pinhole tape a piece of white paper or cardstock as the "projector screen". Seal up all the holes, creases, and gaps with duct tape so no light can enter the box.

These can be made using a cereal box in which a viewing hole is cut on the same end of the box as the pinhole, or using a bigger box cut a hole in the bottom large enough put your head in and wear it to view the eclipse. Yeah, it looks goofy...but who cares! Point the pinhole at the sun, and it will project an eye safe image on the screen. The longer the box, the larger the image will be.

**Cameras and telescopes:** Cameras and telescopes can be used but must be used with caution. Remember telescopes



gather light and reflect it very cleanly into the optics. They are designed to look at dim objects. So, a telescope can act like a magnifying glass shone on leaves and burn a hole right in ... your eye. Cameras and phones use a very sensitive photoreceptor that direct sunlight can permanently damage....and of course to aim them you may end up looking at the sun with your eyes.

Cameras and telescopes must use specifically designed filters to prevent damage to them. And, when sighting/aiming the device, you must wear specific protective glasses.

All of the aforementioned filters are available on Amazon and other online sites, and as of when I am writing this, they are available at many stores (Lowe's had them by the registers). As the eclipse gains headlines, they will become harder to get and more expensive

For this event the chapter will have some viewing glasses available, but I'd certainly recommend you purchase personal eclipse glasses for yourself., or bring a box, and your kids and enjoy a once in a lifetime memory!



## From the Cruise Director

Ian Heritch—Vice President

If you're like me, your flying season is about to begin (assuming these 100 degree days eventually leave us) and it only makes sense for us to take a few minutes before we turn the key to Start and do an honest assessment of how current our flying skills are.

Think about booking an hour with a CFI to help sharpen your skills. We have several members who are CFIs, Matt Van De Walle and Joe Cabe come to mind, but there are other member CFIs who would be happy to help you get ready for bbq season; sorry, I meant flying season.

Most of us have probably heard by now of the upcoming "Ring of Fire" annular solar eclipse which will swing by our neighborhood on Saturday, October 14. According to the internet (which you can choose to believe, or not) the moon will pass between the earth and the sun, with the sun mostly, but not completely, blocked by the moon.

Coincidentally, this eclipse will occur during our October Chapter Gathering; so come join us in celebrating this "Ring of Fire" eclipse. As always, we will serve lunch, swap hanger tales and enjoy the

eclipse. We should have a nice supply of eclipse certified sun glasses and a few phone camera filters. Our schedule may be a little different from usual, we want everyone to have a good view of the prime eclipse translation. Check our weekly email for the final schedule.

As if a "Ring of Fire" is not enough, at 10:00 AM, on the same eclipse Saturday, October 14, Matt Van De Walle will lead us in another VMC Club program. Come join us for another fantastic learning experience. VMC Club, lunch and "Ring of Fire", it doesn't get much hotter than that.

Rounding out our October programming, on Saturday, October 21, Chapter 35 will be hosting a Young Eagles Rally at Stinson Municipal Airport. We expect this event will be fully booked, if you know of a youngster who is thinking of registering, now is the time for them to go to: [chapters.eaa.org/ea35/young-eagles](http://chapters.eaa.org/ea35/young-eagles) and register. Also, this event

can not happen without pilot and ground volunteers; come join us, send an email to [youneagles@ea35.org](mailto:youneagles@ea35.org) to volunteer.



# CHAPTER BULLETIN BOARD

## WE NEED YOU!

### Need Volunteers for:

- ◆ **Historian:** Capture and keep the legacy of Chapter 35 for generations to come
- ◆ **Newsletter Editor:** Let your creative juices flow! EAA Chapter 35 is in search of newsletter editor beginning with the Jan 2024 issue.

Contact [president@eaa35.org](mailto:president@eaa35.org)

## From the Kitchen—Peggy Fisher

**August:** I must say I was so impressed with the turnout for the spaghetti sauce contest. Congratulations to all who placed and Thank you to all who made sauce and entered it into the contest.

This is becoming a great tradition. I will make sure and have more wine bottle decorations for the next spaghetti cookoff in a year. One is already made due to the power outage the other morning (no I was not engaging in wine at 5:00 am. –The bottle was there, and we needed the candle for illumination).

Our next member participation event will be the annual chili cookoff which will take place at the November meeting. It is not too early to start thinking about your chili entry.

A great big Thank You to Pam Paduh and BJ O'Dea for all their assistance in the kitchen. The event would not have been such a success without all of their assistance.

**September:** I hear that the pancake breakfast was enjoyed by all who attended. Unfortunately, I had another commitment that day and was not able to be there. Danny Beavers maintained his status as the all-time greatest pancake cooker. I did taste the leftovers and they were fantastic. People working in the kitchen frying all that wonderful bacon and sausage plus making sure there was plenty of butter and syrup also deserve a great round of applause. The wonderful people taking care of this were BJ O'Dea, Pam Paduh, Roxy Beavers, and Mary Ann Schlattman. Thank you one and all!

**Next Up October:** Cannot believe that we are almost ready for October (hard to believe when it is 100 degrees outside) and an awesome astronomical event will be taking place, conveniently on the day of our meeting. We are directly on the path for the annular solar eclipse (this one will be different than the one that will take place in April—which is a total solar eclipse). For an annular eclipse the corona will still be present so you must not look directly at the sun. We will have some glasses available, but they are also available at Lowe's and Amazon. Amazon also had lens filters for phone cameras and other cameras.

We will be having a meal of *Hot Dogs from around the United States*. (Think Chicago, New York, Detroit, and more!) We will have chips also, however if you want more selection, *please feel free to bring a dessert or side dish*.

Get your glasses for the annular solar eclipse viewing. Also look to order filters for your camera or phone if you want to photograph this event.

Don't forget that the November 11 the meeting will be the annual members meeting and our chili cookoff contest. Get your chili recipes ready. And, stay tuned for our information on the holiday meal that will be coming in December.

That's it for this month.

**ELM CREEK AIRPARK FLY IN SEGUIN, TX OTX6**

Saturday, October 21, 2023  
10 am to 3 pm  
29.505°N/97.997°W

Food trucks, homemade desserts and cold drinks!  
50/50 raffles and silent auction at 2 pm

Driving in? PLEASE OBEY all traffic signs. Aircrafts have the right of way on our streets! Yield to aircrafts taking off, landing or taxiing.

Questions: Contact Tommie Day at 443-847-2611

PULLING SMOKE BBQ CATERING + PARTIES

PROUDLY CELEBRATING 10th NATIONAL NIGHT OUT 2023

POLICE • COMMUNITY PARTNERSHIPS

**CASTROVILLE NATIONAL NIGHT OUT**

TUESDAY, OCTOBER 3  
5:30 P.M. TO 8:30 P.M.

CASTROVILLE MUNICIPAL AIRPORT  
10500 AIRPORT ROAD, CASTROVILLE TX, 78009

JOIN US FOR AN EVENING OF FUN

FOOD CAR VENDORS SHOW  
MUSIC \* SKYDIVING \* HOMETOWN SECURITY HELICOPTER \* AND MORE

2023

Reminder: PLEASE stay after the presentation and help clean up. After every gathering the trash needs to be taken out, dishes done, serving items put away, carpets vacuumed, etc. It is all of OUR clubhouse, please help keep it nice.

## From the Skies to the Stars: My Journey with NASA

Jeffrey Davila

Over the past few months, I have been participating in a National Aeronautics and Space Administration (NASA)-funded program for college students called the NASA Community College Aerospace Scholars (NCAS) program. The program is intended for students who are pursuing a degree in the S.T.E.M. field and who show an interest in aerospace and aeronautics. It is set up in such a manner that you are able to progress depending on the quality of the work you submit and your demonstrated interest in the topics at hand. Just recently, I completed the final stage of the program, and I want to provide a summary of what the entire program entailed and how my experiences as a student pilot and engineering student provided me with knowledge that was practical and beneficial to my team.



Mission 1, where the program began, consisted of researching various topics and careers related to aerospace and aeronautics. This included researching possible methods of supersonic commercial air travel, electric aircraft, and biofuels, as well as the roles various individuals played in the progression of aviation and aerospace. Many of the topics of research were ones that we could choose from. I chose to research anything that had to do with aviation, as it is something that I am very interested in and passionate about. Soon after completing Mission 1, which was about 5-weeks in length, I was notified that I had been selected to participate in NCAS: Mission 2. As each mission progressed, the pool of participants was usually cut in half. It started off with about 600 participants for Mission 1, and then it dwindled down to just over 300 participants for Mission 2.

I had the luxury of having a friend who participated in the NCAS program the year before I did, and through talking to her, I was able to get an idea of what the next stage would consist of. Mission 2 consisted of being placed in a small team, usually about six to eight individuals, each from schools across the country, and developing a rover mission to Mars from scratch, then presenting the proposed mission to a panel of NASA engineers and scientists that would then determine if the mission should be funded. Before the session started, we were notified who our group members would be, and we were encouraged to meet with them. During this meeting, we began to assign roles to our group members to get a head start on our pro-

posal. Because of my major, I was selected as the chief engineer and mechanical engineer for our team. My role consisted of monitoring the progress of the engineers on my team as well as researching various mechanical systems for the Mars rover. The role turned out to be more demanding than I had initially thought, but it was a challenge I was more than willing to accept. We had five days to complete the proposal, so, as you can imagine, staying up until two or three o'clock in the

morning to ensure I got my tasks completed became routine. Over the next five days, we met with various NASA professionals to gain a sense of what it was that we had to do and how we should go about doing it. I'm sure I don't have to tell you that developing an entire mission to a celestial body with six people is quite a challenge. Each of us ended up taking on roles that we hadn't planned on but were necessary for the mission's success. Nonetheless, we finished on time, created the proposal, and



presented it to the panel. We received our score sheets a few days later, and we passed with flying colors.


Upon completion of Mission 2, there was already discussion about Mission 3, which is the final stage of the NCAS program. According to the NASA employees, those selected for Mission 3 will have the opportunity to travel to one of NASA's facilities in the U.S. and conduct research on topics that NASA deems similar to our demonstrated interests. They told us that we would be notified about our status four weeks after the completion of Mission 2. Not knowing who was going to be selected and not knowing what it was that they were looking for, each of us held our breath. Soon, four weeks came by, and nothing. Those selected had been notified, which included one of my group mates from Mission 2. However, a few hours after my group member from Mission 2 was notified of her selection, an email was sent to me that was titled "Mission 3". Now, after the end of Mission 2, there were various emails from NCAS that were sent out regarding Mission 3, but each of them was more of an information session. Thinking this, I opened the email expecting some-

*(Continued on page 6)*

## Davilla (Continued)

(Continued from page 5)

thing of a similar nature, but to my surprise, it started off with "Congratulations!" I had been selected for NCAS: Mission 3! Of course, my next train of thought was where NASA was going to send me. After collecting my thoughts and actually reading the email, I found that I was going to be sent to NASA's Ames Research Center in California's Silicon Valley, which



focuses on the research and design aspects of the aeronautics portion of NASA.

The next few weeks were filled with excitement and opportunity, as I would get to participate in one of the most unique opportunities I have ever received.

And *that* will be the subject of my next article!



## HAMMERS OVER HONDO

**Editors Note: This is an excerpt from a recent EAA IAC chapter article and has been edited for space. Yes, you TOO can do this!**

Hello sports fans, and welcome to the wrap-up of the 2023 edition of the *Hammers Over Hondo* aerobatic contest. One sentence summary...despite the oven-like temperatures a highly successful, safe and fun contest was had. The longer version follows.

The first Texas contest of the year, hosted by Chapter 24 in Graham, set a high bar and inspired us to try some new things. And when I say "us" I mean the human dynamo named Andrea McGilvray. She took on the personal challenge of organizing sponsors for our contest, something that had not happened in about a decade. She used her powers of persuasion to line up some super quality sponsors and therefore some fantastic raffle prizes that pilots were able to take home with them.

This year's sponsors included...Softie Parachutes, Tempest Aero Group LLC, ICOM Radio, Mid-Continent Instruments and Avionics, Air Gizmos, Aircraft Spruce and Specialty and Hooker Harness. A very hearty and sincere thanks to all our sponsors for helping us to have a successful event! And another hearty and sincere thanks to Andrea for taking the initiative and making this happen. Well Done!

For Contest Director Doug Jenkins this event is a year-round labor of love. The process starts in the spring when he convinces the Chapter to hold the contest. From there we have the usual exercises...IAC sanctioning paperwork, EAA insurance paperwork, IAC contest calendar page, coordinating with the airport, pushing a rope to get the waiver through the San Antonio FSDO, rounding up Judges, publicizing the contest, printing paperwork, being the registrar, building

## Doug Jenkins and Andrea McGilvray

clipboards, serving as Chief Cook and Bottle Washer during the contest and being a Grading Judge. Oh, and flying. Is it all worth it? Yep. And he's looking forward to next year already!

The week before the contest the logistics started in earnest when Doug, Andrea and two ladies from the local 99's chapter, Lori Hanson and Jamie Jones (friends of Andrea who volunteered even when told what the job entailed!) set up the box markers. The hard-working crew had the box marked in less than two hours! After a break in the air conditioning Doug and Andrea both flew the box to give final approval and get some pre-contest practice. This flight revealed a magneto issue with Andrea's plane that put her participation in the contest in question. The rest of her week was spent trying to get "Lit'l Bit" running right again. It wasn't until the evening of practice day that Andrea and John Harlan were finally able to diagnose and repair the problem and make Andrea the 12th and final pilot to register to compete.



The final field of competitors was...

Primary consisted of Scott Beadle driving his 7ECA Citabria

Sportsman was made up of 6 top-notch pilots...Scott Card in a Super Decathlon, Rene Dugas in his GB1, Keith Gyger flying a beautiful Ultimate 10-200, Jeff Cain in a fantastic Bucker Jungmann, Jaret Burgess in another Super Decathlon and Andrea in her Pitts S1-C.

Intermediate saw three pilots (two of whom flew open-cockpit biplanes!)...John Farrington in a Super D, Todd Nelson in his Skybolt and Doug Jenkins in his Pitts S1E

(Continued on page 7)

## HAMMERS OVER HONDO (continued)

(Continued from page 6)

The Advanced field was two pilots strong...Darren Behm in his Extra 300S and John Harlan in his Pitts S1-S.

In addition to the dozen pilots there were also several non-flying volunteers who participated. Without these people there would be no contest!

Lynne Stoltenberg Chief Judged every flight for every category. Jeff Stoltenberg judged every flight for every category.

Jeff Poehlmann also judged every flight for every category. Stephanie Vidrine drove six hours from her home in Louisiana, on her own initiative, just to provide scoring support and outstanding Assistant Judging. Chrissy Jenkins assisted scoring and was the Cruise Director who made sure everyone was fed and happy!

In addition to sponsors, Andrea also rounded up several local area volunteers, without whom we would have had no recorders. Shout out to Michelle Drake, Matt Spencer, Leo Green and Russ Klawitter and his crew from LeTourneau University. They were all super enthusiastic and extremely valuable...

Ryan Elder, the airport manager, and his staff were also a cut above. They accommodated every request we had...mowing the grass in the Judges area, free hangar space, fuel truck at the hangar, NOTAMs galore and they even dropped the price of 100LL by fifty cents per gallon for us. Well done! In addition to supporting the contest, the airport has welcomed us for fly days and is allowing us to install permanent box markers on the field. They are even donating the tools and supplies to make that happen. Unbelievable support!

Practice day on Thursday saw temperatures well above the 100 degree mark. Sweaty practice flights were followed by a Pizza dinner in the air conditioning.

Friday saw nary a cloud in the sky and temps of 105°F. To take advantage of this we had a 0700 briefing to avoid the worst of the heat. It kind of worked and all categories flew their known prior to 1100. ...

Sunday morning produced a short-lived low cloud deck that delayed flying until around 10AM. ... Once the clouds vaporized, the Unknown/third flight commenced and we wrapped up before noon and handed out trophies...

- Scott Beadle claimed first place in Primary with 77.16%

Sportsman was incredibly close from first to third; only nineteen points (out of 3250!) separated 1 from 3.

- First place: Andrea McGilvray with 83.21%
  - Second place: Jaret Burgess with 82.88%
  - Third place: Jeff Cain with 82.74%
- The Intermediate results were:
- First place: Doug Jenkins at 86.98%
  - Second place: Todd Nelson at 80.47%
  - Third place: John Farrington at 69.53%



Advanced finished up:

- First place: John Harlan with 76.47%
- Second place: Darren Behm with 72.40%

Congratulations to all the pilots who participated. You all worked super hard. If you weren't flying you were on the line and if you weren't on the line you were flying. Hondo is the land of no slack!

There was a very small group of folks that came to watch our flying, mostly people who knew the pilots. A few photographers showed up and dazzled with the amazing photos they captured. Thank you to all of them but especially Joe Fernandez and Brian Papke whose fantastic photos accompany this article.

Before the contest ended Andrea was already lining up additional sponsors for next year. Please stay tuned for raffle prizes that will be featured at next year's contest.

If reading this made you realize you missed out on a great contest, just watch for next year's dates for Hammers over Hondo and join us in the Heart of Texas in 2024!



### Adirondack Chairs Get Their Annual Inspection

By Darren Medlin

Big thank you to Dean, Ian, Ethan, Zane and Charlie for conducting the annual condition inspection on our chapter Adirondack chairs.

Since these are Experimental Amateur Built chairs we had to come up with our own checklist. With our old oak tree no longer able to provide shade the chairs get lots of UV plus the nor- and visits by sprayed a bleach solu- rubbed the with stiff bris- before rinsing them off.



mal dirt, dust birds. The crew the chairs with tion and the wood down tle brushes be-

Someone found an applicable AD (Adirondack Directive) that involved donuts. Naturally we complied with it (thanks Dee!) The chairs need to dry for a day or so then some water sealant will be applied and they'll be good to go for another year. For our next 'inspection' we might want to break out our paint brushes so be thinking about your favorite paint scheme.



### Volunteer Shout Out

Thank you to Donald Yeaton who power washed the sidewalks and stoop of the clubhouse. Did you know they are actually grey! And I want to also thank Ross and Nancy Duepner for disassembling, re-finishing, re-assembling and updating the benches in the honor circle and for weeding the spaces around the flagpole.

And, there are quiet heroes among us all the time. This has not been a banner year for gardening or lawn maintenance, but the weeds have continued to grow (nothing else has!) and Dean Doolittle has been out in the heat of the day every month keeping the grounds nice. Thank you Dean!

Finally, although we say it every month, thank you to all of the folks who provide our meals. Members, these ladies and gentlemen are at the clubhouse days before every gathering, preparing, cleaning, setting up, decorating...and they will be the last to leave and lock up afterwards. Be sure to tell em thanks!



### ELECTIONS

**Elections for President, Vice President, Secretary and Treasurer will be held at the NOVEMBER Gathering.** Please plan to be there.

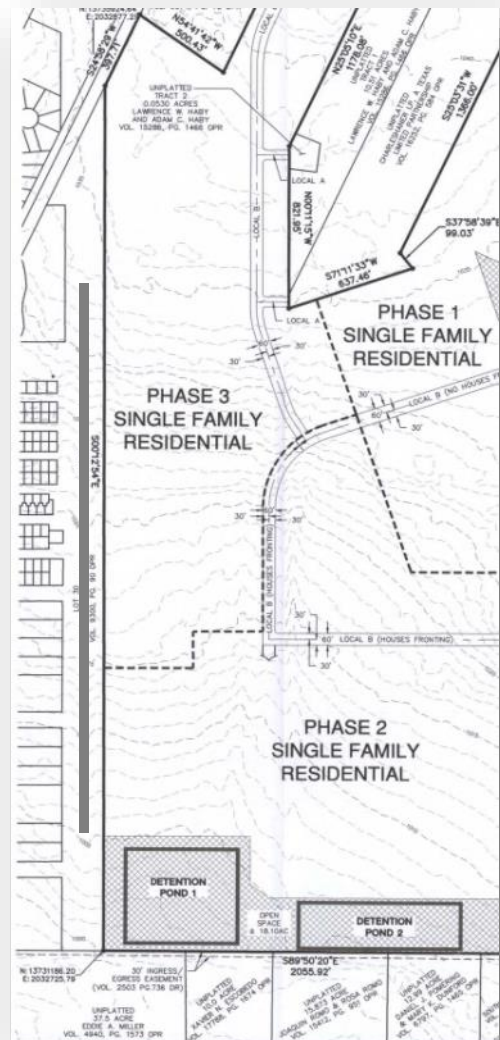
Nominations and Volunteers sought!! [Darren.medlin@eaa35.org](mailto:Darren.medlin@eaa35.org)

If not available by publication date—**be watching for your slate of candidates via e-mail in October**

### SAN GERONIMO AIRPARK NOTES / CROSSFEED

If you have been at or around San Geronimo lately you will have heard and seen the crunch and roar of earthmovers clearing the ground and excavating for roads east of the runway. They are building two large retention ponds on the south end of the development. Houses will inevitably follow soon. The POA has been engaged with developers, county officials and the FAA and are working diligently to ensure our airport is not endangered. I'd suggest checking the San Geronimo POA website for details and important updates about the airpark: [www.sgapoa.org](http://www.sgapoa.org)

I've excerpted an illustration of the development from that website below.





# August VMC, August and Sept Gathering and Spaghetti Cookoff



*The Winners! Lisa Reyna 1st, Ross & Nancy Duepner 2nd, and Marilyn Doolittle 3rd— and all delicious!*



# GIRLS IN AVIATION DAY 23 SEPTEMBER



## Young Eagles Updates

Dean Doolittle EAA Chapter 35 Young Eagles Co-Coordinator

The San Antonio Chapter of Women in Aviation hosted their 9th annual Girls in Aviation Day at the historic Stinson Airport on September 23rd, and Chapter 35 hosted a Young Eagles Rally alongside their event to offer the participants in the Girls in Aviation Day an opportunity to round out their day with a Young Eagles flight.

We had a great turnout of volunteers and pilots. Although we were disappointed to have several “no-shows” it ended up working out as we got a late start due to low ceilings. 58 girls and boys flew with us that Saturday, and everyone who wanted to fly got to fly!

On October 21st we will again be at Stinson for the final scheduled Young Eagles event of the year. We will start flying at 0900 and target the final flight for 1300. To avoid confusion between the two events, invitations to volunteer will be sent after the September event to the pilots and ground volunteers that have participated in Young Eagles Rallies. If you have not participated in our rallies in the past let me know so that we can get an account set up on the YoungEaglesDay.org website that we use to schedule and coordinate events.



In addition to providing a life-changing experience for many youth, the chapter earns funds from each Young Eagles flight that helps fund our goal of sending a youth to EAA’s Air Academy every year. The week at the Air Academy is an excellent opportunity for the participants to learn about many aspects of the aviation industry. It offers them a chance to interact with people already in the industry, some who are still in post secondary institutions studying for aviation related careers, and mingle with peers that share the passion for flight. Our most recent Air Academy participant, Jonathan Mabe, gave an impassioned recap to the chapter of his

time at the Academy and Airventure.

Please plan on coming out to help us provide an amazing memory for so many kids. If you would like an invitation to join the YoungEaglesDay.org site as a volunteer or if you have any questions you can contact me at [dean.doolittle@eaa35.org](mailto:dean.doolittle@eaa35.org).



# GIRLS IN AVIATION DAY 23 SEPTEMBER



# GIRLS IN AVIATION DAY 23 SEPTEMBER



**CLASSIFIEDS**

1947 85HP Aronca 7AC CONV Champ with electric start. In Annual & great condition! Many good upgrades. TTAF 4801 SMOH 685 Located San Geronimo 8T8. Asking \$29,900 Call or TXT Stu for more photos 770-584-2272



**BUILDER'S SPACE:** 10x20 builders space in the chapter hangar, access to chapter tools, equipment and room to temporarily expand (e.g. to mount wings, etc.). This is about the size of a garage with lots of extra room and for building up till you need a full sized hangar and costs less. Contact Rebecca at [youngeagles@ea35.org](mailto:youngeagles@ea35.org) or chuck at [president@ea35.org](mailto:president@ea35.org)



Here are a few Ads of Local Interest!

- 1) 2/2 home with hangar in San Geronimo Airpark. Asking \$425,000 Call/txt Andrea (Broker) 210-413-7392 for more info
- 2) T Hangar for rent \$300/month inc electric Call/txt Andrea 210-413-7392 for more info
- 3) Assorted aircraft for sale from Estate of Jerry Sides, **J3 Cub, Luscomb, Replica Jenny & SC5, Pup** Call/txt Andrea 210-413-7392 for more info.

Thru DEC 2023



**Rotax 503 for sale.** Freshly overhauled Rotax 503 engine with muffler, new pistons and rings, rebuilt carbs and ready for your air-plane. TTSN 150 hrs. TTSO 0 hrs. Asking \$5000. Contact Tim Carter at 210-289-1780



**YOUR AD HERE!**

**To post a classified—contact the editor at [ea35news@gmail.com](mailto:ea35news@gmail.com)**

*You must be an EAA Chapter 35 member. Ads are FREE and will run for 3 Months from the last date you re-verify that the item is still for sale.*

**PLEASE Notify me when your item sells!!**

**You must contact the editor by e-mail or phone to extend your ad beyond the expiration date**

**Advertisement Prices for EAA 35 Newsletter**

Size (percent page)	Monthly	Per YEAR	Savings
10% (business card size)		\$ 35.00	
25%	\$ 8	\$ 86.40	10%
50%	\$ 15	\$ 153.00	10%
100%	\$ 30	\$ 324.00	15%
Classified ads	(Members Only)		Free

# Anderson Aviation

Flight Instruction & Aircraft Rental



16 Located at Bulverde Airport in Downtown Bulverde, TX 34



Private Pilot Instrument Commercial Multi-Engine Ratings

(830)438-IFLY (4359)

<http://andersonaviationtx.com>

Paid Advertising Through Sept 2024

Ad valid until August 2024

**Come Learn to Fly with US!**  
**Call to make your appointment!**



**Become a Private to Airline Pilot! (ATP)**

- ⇒ Flight School
- ⇒ Aircraft Rental
- ⇒ Aircraft Maintenance

Kelly Airfield  
401 N. Frank Luke Dr.  
San Antonio TX 78226  
830-460-9028 ext 1

mario@barioaviationservices.com  
<http://barioaviationservices.com/>



***Aerobatic Aircraft Owners:***

*Skydiving Castroville provides experienced, professional parachute rigging and maintenance.*

*The Master Riggers have a full service rigging loft right here in Castroville!*

*When is the last time yours was professionally serviced?*

*Give us a call.*

*Your life could depend on it!*

Castroville Municipal Airport  
10527 Airport Rd.  
Castroville TX, 78009  
Phone/Text: (830) 444-5003  
Email:  
[SkydiveCastroville@gmail.com](mailto:SkydiveCastroville@gmail.com)  
<https://skydivecastroville.com/>

Paid Thru May 2024

**You Can Skydive!**



***Skydive Castroville***

***Skydive only 15 minutes from San Antonio***

# THE WORKSHOP

## Musings from the Shop

Mark Julicher

**L**ots of little things crop up day to day. Many of these little items will become big items if left alone long enough. In other words, small maintenance items, unlike wine or cheese, do not get better with age. This month lets look at stuff that happened fairly recently.

First, how about the pivot bolt of an alternator on a Lycoming O320. The alternator belt must have been getting loose, but the mechanic did not suspect that the pivot bolt was causing the loose belt. Finally at an annual inspection the alternator had a definite



Photo 1: Pivot bolt for Lycoming Alternator

wiggle that was out of character. Upon closer inspection, this pivot bolt was discovered.



Photo 2: Cracked exhaust flange, and there was an associated distortion in the exhaust gasket.

A pilot noticed gray soot near the exhaust boss on his IO-360. Gray soot is 99% chance of indicating an exhaust leak and warrants closer inspection. Left to its own devices, and exhaust leak will burn the exhaust boss on a cylinder requiring an expensive repair. Hot exhaust nearly always impinges on something expensive such as EGT wiring or an ignition lead. Exhaust leaks can and will cause fires and also release carbon monoxide where you don't want it.

We took a closer look for the source of the exhaust leak, and photo 2 was what we found.

The pilot of this plane squawked a weak brake, but never noticed the puddle that kept forming under his brake. Of course, the brake caliper's O-rings were worn out. The repair of brakes is generally less expensive than having an excursion off the runway. Recognize that you can't just look at things during a preflight...you have to see things.

Photo 4 was taken after a re-tire-ment ceremony. OK, Bad pun, but you get the point. Radial cracks in your tires are un-good. In my experience I have found this flaw in Aero Classic tires more than in other brands, but all tires can experience this. Keep that tire pressure where it be-



Photo 3: Hydraulic Puddle

good way to do markings such as this.

How about one more? When this plane left home the nose strut was (reportedly) fine. Upon taxi in, the strut was flat. When the strut was disassembled the cause of the pressure loss became obvious. The main O-ring had twisted and split. Ow! How could that happen? Somehow the O-ring must have stuck to the oleo. Was there



chrome oleo clean.

Enough for now. Keep doing your best preflight. It could save you from over-excitement.



longs and don't trust what is hidden under a wheel pant.

While we are on this subject – take a tip from military vehicles. Usually there is a marking near each tire something like “T.P. 34”. Meaning Tire Pressure should be 34. Stencil that somewhere near each tire... it does not have to be ugly, just a little paint and an artist brush. In a pinch, a bottle of nail polish is a



Photo 4: Tire Failure

dirt/bug contamination on the oleo? Perhaps. There was no easy way to tell why this happened, but let's just say it is a good idea to keep the shiny,



# THE WORKSHOP

## RV Build Progress

Paul Wurster


I have been a little slow the last few months. I have had a few busy months at work which has included my annual training and evaluations. Also, I hit some difficult parts of my build.

The fuel lines construction is harder than I thought. The three dimensional bends need to be very precise and careful. Unfortunately

you start with a coiled length of tubing that needs to be straight-



ened, bent, cut to length, and flared just right to match up with the fittings in the fuselage as well as the pump assembly.



I purchased the tools and did my best. I got them in place and I think they might have worked, but they were not pretty and took a little persuasion to get into place. I was dreading doing the work so I found other things to do. I finally went back to work with the last viable piece of fuel tubing that I had and actually made one good line. I started flaring it, and then I realized I forgot to put the fitting on that end. There is no way to salvage the line at that point without cutting it. I hope that the fans and air conditioning drowned out the cursing and obscenities I must have yelled. So, I made the decision to order a set of beautifully made CNC bent lines front Aircraft Specialty. Apparently, this is what every other RV builder. I can attest, they are perfect.

After that ordeal, I needed a shot of motivation so I took a ride with fellow chapter member Ben Bott in his recently completed RV-14A. That quick flight has reinvigorated my build. Since then, I have completed all the paneling and flooring for the inner fuselage as well as the aft bulkhead which will separate the cargo compartment from the tail cone. Now I'm working on getting the rudder pedals and brakes installed before I join the fuselage and tail cone together.

Over the last month. I put the rudder pedals and brakes together and got the brake lines installed in the plane. The brake cylinders



hang on the pedals and get aligned with washers and spacers.



The assembly is mounted in nylon blocks and hung from the fuselage with bolts. There are multiple sets of holes to adjust for your height. I took a wag and put them in the second to last holes because I'm pretty tall.

The brake lines are pretty straightforward. It is kind of like plumbing in an ice maker line on your refrigerator. Cutting the holes in the stainless steel firewall was more difficult. It is amazing how much different stainless steel performs compared to aluminum. It is hard to cut and resists heat so much more than aluminum. I ended up using a sanding disk on a pneumatic cut off tool to smooth and shape the holes for the firewall penetration fittings. They will take the brake fluid through to engine compartment where my main gear will be because this is going to be a tail dragger.



## Chapter 35 Youth Scholars

Raegan Rait

I feel like it's only appropriate to start with the best news first: *I soloed!!* After both maintenance and weather delays, the sky (both literally and figuratively) cleared, I was able to get out on my own. It was exhilarating, and definitely one of, if not the best experience of my life. Not only that, but my Grandma said it was the best birthday present she's ever gotten, which is a win in my book.

Although, as I've come to find out over the past 3 weeks, it's pretty difficult to juggle college, high school, work, and of course, flying with only 24 hours in every day. I'm slowly but surely learning how adults feel all the time.

Flying has slowed down a bit, I'm currently waiting for an instructor to do my Stage 2 Check, but apparently most people don't want to work on weekends, so scheduling it has become a bit of a challenge. Once I get that finished and passed, I just have to do my solo cross countries, then checkride prep, then I go off to take (and pass) my checkride.

With school starting back up, it means I'm back doing maintenance!! We're currently working on electricity, which after this sec-



tion of the class is over, I'll be focusing in on airframe electricity, which I'm excited about. All this to say that once I go to take my checkride, the DPE is gonna have to ask me to stop talking about the electrical system with how much I'm learning about it.

I've been very busy lately, but I know it will all be worth it once I get to both my checkride and graduation. I do this a lot, but I wanted to thank everyone for the support I've received. I appreciate it more than y'all know.



### Scholarship update - Allen Inks, Scholarship Coordinator

Our five current scholars are doing well. This is an amazing number of scholars compared to most chapters! Our current scholars in training are Evan Carroll (Ray 2020), Jeffrey Davila and Henry Wurster (Ray Scholars 2022), Nolan Hecker (Ray Scholar 2023) and Raegan Rait (Kellogg Scholar 2023). They are all almost ready for their check rides, though it seems that the available Examiners are all backlogged for many weeks or months. Of course, each of the scholars has their own complicating factors and busy lives affecting their training, yet they keep plugging along. To help them prep for their check rides, Chapter 35 has begun an on-line (Zoom meeting) check ride preparation class. This initiative is headed by our Secretary, Paul Wurster. These classes are recorded for the benefit of those scholars who cannot participate live, and I've had positive, appreciative responses from the scholars.

Looking ahead, the question is will our chapter continue to support initiatives to introduce young people to aviation, and to help them

become pilots if that is their goal. We've had a generous donation from a member of Chapter 35 supporting the pilot training of one of our scholars in the form of the Jane Kellogg Youth Scholarship. But unsurprisingly, the costs of all aspects of flight training is increasing. The most recent one of our scholars who obtained a pilot license spent over \$15,000 to do so, far in excess of the amount of the scholarship they received. Which member or members of our Chapter will be next to step up to help continue this mission? Will YOU be one? I hope so!



President's Note: We need YOUR help to continue changing lives. You may donate and direct funds to scholarships, Air Academy, or other funds at our website or by contacting [treasurer@ea35.org](mailto:treasurer@ea35.org).

Donations to Chapter 35, a 501c3 non-profit are tax-deductible if applicable to your tax situation.



EAA Chapter 35, Inc.  
Dean Doolittle  
P.O. Box 3031  
Bandera TX 78003

Dear EAA Chapter 35, Inc.,

On behalf of the EAA Air Academy we would like to say thank you for helping young people from around the United States and the world attend the EAA Air Academy 2023 camps. This summer over 250 young people were able to experience one of our EAA Air Academy camps. Your constant support and generosity is truly appreciated. We appreciate your involvement in the Young Eagles program as it helps young people experience the world of flight.

Enclosed are the thank you note(s) from the camper(s) your chapter assisted financially. If you have any questions about the EAA Air Academy camps, please contact us at [airacademy@eaa.org](mailto:airacademy@eaa.org).

We also enclosed the 2024 Chapter Reservation Form in case you are interested in sending another young person to camp. We are asking EAA Chapters to reserve only one spot in the Advanced Air Academy Camp so that more chapters can send a camper to that specific camp.

Thank you again for all you do for EAA, the Young Eagles program, and the EAA Air Academy!

Sincerely,  
Experimental Aircraft Association, Inc.

Scott Cameron  
EAA Air Academy Camp Supervisor

Alex McDowell  
Air Academy Coordinator



Dear Chapter 35,

Even though I have recently joined the chapter, I greatly appreciate the opportunity everyone in this chapter has given me with this trip. My interest and childlike enthusiasm has more than doubled in regard to the world of aviation. Between the people I have met, times I've had, and experience I have gained, this trip and experience will stay with me for life.

I have met some amazing people, and networked from California to New York. I sat through some extremely interesting presentations on Aerobatics, Plane Spotting, Flight Teams, Bush Flying, and much more. We learnt and practised basic skills in aircraft construction such as oxyacetylene welding, woodworking, weight and balance, and we built spars for an AeroSport. I am writing this the night before it ventures, and I cannot put into words how eager I am to go for the first time.

Once again, I would like to thank everyone within the chapter. While I have, unfortunately, not been able to spend much time with the chapter due to work, I hope to spend more time with the chapter and gain even more experience

and expertise in the future.

Sincerely,

Jonathan Mabe



# EAA Advanced Air Academy Camp July 18-26, 2023





# Country Store

## Nancy Duepner

The Country Store is now accessible via the Chapter 35 website or the link in our newsletter. It is possible to view pictures of available merchandise and easily make a purchase. If it's been a while since you've taken a look at the new merchandise.....stop by and have a look around.

Be on the look-out for hi-lighted merchandise on the inventory list. This means an item is being offered at a discounted price. Payment for these items must be made by cash or check.

As always, if you have suggestions for items that you would like or think other members would like to have in the store, please let me know!




Safe Flying,

Nancy – [countrystore@ea35.org](mailto:countrystore@ea35.org)



	Inventory	Member Price
Glass Christmas Ornaments—choice of colors w/laser engraved logo	20	\$3.00
<b>Texas Flag</b> Fishing Shirt w/ embroidered logo—Lake Fork/Magellan (short sleeve)	4-S 3-M 3-L 2-XL 2-XXL	\$46.00 (XXL+\$2.00)
Port Authority L100 Polo Shirt w/ embroidered logo (Ladies') / Color choices: Carolina Blue, Gusty Grey <i>**fits a bit smaller than size**</i>	1-L(grey) 2-XL(blue/grey)	\$31.00 (XXL+\$2.00)
Ladies' Polo Shirt w/embroidered logo	1-L (grey) 1-XL (blue)	\$25.00 (cash or check)
Port Authority K100 Polo Shirt w/ embroidered logo (Men's) / Color choices: Carolina Blue, Gusty Grey	3-L(blue/grey) 2-XL(blue/grey) 1-XXL(blue)	\$31.00 (XXL+\$2.00)
Men's Polo Shirt w/embroidered logo	1-XL (white) 1-S (yellow)	\$25.00 (cash or check)
<b>Texas Flag</b> Apron	1	\$26.00
Baseball Cap w/ embroidered Ch35 logo	5-regular 3-TX Flag	\$19.00 \$21.00
Bucket Hats w/logo "patch"	2-gray 2-khaki	\$19.00
Lapel/Hat/Tie Pin	130	\$3.75
Bumper Sticker	Multiple/3 designs	\$1.00
Coffee Mug Clear Glass or White Ceramic w/ laser engraved Ch 35 logo	12	\$4.00
Clear glass mug w/ laser engraved Ch 35 logo	5	\$5.00
Decals – stick on	Multiple	\$0.50
Duffel Bag	1	\$25.00 (cash or check)
Koozies	Multiple	\$4.00
Remove Before Flight Key Tag	30	\$5.00
Sew-On Logo Patch	11	\$3.00
Iron-on Logo Patch	15	\$3.00
Wash Wax Products (closeout!)	<b>Very Limited Supply</b>	\$8.00 & up
Wheel Chocks – Aluminum / Choice of colors: red, pink, yellow	3 sets	\$40.00
Metal Art Propeller-Ch 35	6	\$35.00
Stainless Steel Tumblers w/ laser engraved logo	10-20 OZ 4-12 OZ	\$12.00 \$10.00

## CHAPTER CALENDAR — CONTACT VICEPRESIDENT@EAA35.ORG - PROGRAMS ARE TENTATIVE AND SUBJECT TO CHANGE!

2023		
September	23	0800 GIRLS IN AVIATION DAY YOUNG EAGLES RALLY STINSON AIRPORT (KSSF) 
October	14	1000 VMC Club 1130 Chapter Gathering—Solar Eclipse View Party
	21	0800 Young Eagles Rally (flight start ~0900) STINSON AIRPORT (KSSF) 
	28	Young Eagles Rain Date
November	11	1000 VMC Club 1130 Chapter Gathering—Chili cookoff <i>Annual member meeting and elections. All members please attend!</i> 
December	9	1130 Chapter Holiday Luncheon and Gift Exchange!
2024		
January	13	1000 VMC Club 1130 Chapter Gathering—Program TBA

## Upcoming Area Events:

<https://socialflight.com>

<https://eaa.org>

<https://funplacestofly.com>

Facebook Group: Texas Aviation Event Calendar

## September

Sept 30 Fifty to Fifty Romeo Fly-in Lockhart TX (50R)

Sept 30 Model T Day Kingsbury Aerodrome

## October

October 3 Castroville National Night Out. (KCVB) 530pm-830 pm

Oct 6/8 Ranger's 16<sup>th</sup> Annual Old School Fly-In & Airshow Ranger TX (F23)

Oct 14 Johnson Space Center Open House. You are invited to NASA's Johnson Space Center Open House! Our gates will be open to the public to experience NASA's missions as we celebrate the 65th anniversary of NASA, the 25th anniversary of the International Space Station, and the upcoming Artemis missions to the Moon. Activities will include tours, speaker and panel presentations, a scavenger hunt, live entertainment, astronaut meet and greet, eclipse viewing, and more! Find more info at <https://beta.nasa.gov/johnson/open-house/>

October 21 Elm Creek Fly Out

October 28 Texas Barnstorming Museum Fly In Hallettsville TX

October 28 Fantasy Food Truck Fly-In Festival Aransas County Airport (KRPT)

October 27-29 38<sup>th</sup> Annual Flying M Ranch Fly In & Campout. REKLAW (reklawflyin.org)

## November

Nov 11 Wings and Wheels Fly In Pioneer Flight Museum, Old Kingsbury Aerodrome

## April 2024

April 6 The Great Texas Airshow JBSA-Lackland (KSKF)

# EAA Chapter 35 Leadership



## Officers

President	Chuck Fisher	<i>Personal and Home e-mails have been omitted for privacy. Please consult your member directory for complete contact info</i>	president@eaa35.org
Vice President	Ian Heritch		vicepresident@eaa35.org
Secretary	Paul Wurster		secretary@eaa35.org
Treasurer	Dee Brame		treasurer@eaa35.org

## Board of Directors

Past Presidents	Nelson Amen (2012-2014)	nelson.amen@eaa35.org
Past Presidents	Darren Medlin (2020-2021)	darren.medlin@eaa35.org
Past Presidents	Ulf Balldin	ulf.balldin@eaa35.org
Member At Large	Ron O'Dea	membership@eaa35.org
Member At Large	Dean Doolittle	dean.doolittle@eaa35.org
Member At Large	Andrea McGilvray, Director	andrea.mcgilvray@eaa35.org

## Chairpersons

Facilities Maintenance	Darren Medlin	facility@EAA35.org
Groundskeeping	Dean Doolittle	dean.doolittle@eaa35.org
Event Coordinators	Darren Medlin/Peggy Fisher	events@eaa35.org
History and Archives		
Membership	Ron O'Dea	membership@eaa35.org
Country Store	Nancy Duepner	countrystore@eaa35.org
Public Affairs	Diana Rait	eaa35pr@gmail.com
Newsletter Editor	Bill Fahey	eaa35news@gmail.com
Newsletter Publisher	Chuck Fisher	newsletter@eaa35.org
Website	Ian Heritch	webmaster@eaa35.org
VMC	Matt Van DeWalle	eaa35vmclub@gmail.com
Safety Officer	Ron O'Dea	membership@eaa35.org
Scholarship Coordinator	Allen Inks	scholarships@eaa35.org
Young Eagles	Rebecca Southard/Dean Doolittle	youngeagles@eaa35.org
Air Academy	Maarten Versteeg	airacademy@eaa35.org
Tool Crib/Hangar	Bill Fahey	
Builders Coordinator	Fred McMahon	airplanebuilder@eaa35.org

## Flight Advisors

Flight Advisors	RB 'Doc' Hecker
Flight Advisors	Mark Julicher
Flight Advisors	Doug Dodson

## Technical Counselors

Technical Counselors	RB 'Doc' Hecker
Technical Counselors	Mark Julicher
Technical Counselors	Steve Formhalls
Technical Counselors	Nick Leonard
Technical Counselors	Lew Mason

**The FINE PRINT:** Please note that, as always, in the past, present, or future, any communication issued by the Experimental Aircraft Association Chapter 35, regardless of form, format, and/or media used, which includes, but is not limited to this newsletter and audio/video recordings, any digital formats including any EAA Chapter 35 website, is presented solely for the purpose of providing a clearinghouse of ideas, opinions, and personal accounts. Anyone using the aforementioned does so at their own risk. Therefore, no responsibility or liability is expressed or implied and you are without recourse to anyone. Any event announced and/or listed herein is done as a matter of information only and does not constitute approval, control, involvement, sponsorship or direction or any event local or otherwise.

Pd Thru Dec 2023



Andrea McGilvray  
Broker  
210-413-7392  
cowgirlcapital@att.net

Selling Real Estate  
for 11+ years  
Expect Results,  
I do!

[www.cowboycapitalrealty.com](http://www.cowboycapitalrealty.com)

Paid Thru Apr 2024

## DAVID BAKER

### ARTIST

bakerdf@sbcglobal.net

275 Thorain Blvd.  
San Antonio, Texas 78212  
(210) 410-2323

[www.davidbakerart.com](http://www.davidbakerart.com)



# GUN SHACK

[www.gunshack.com](http://www.gunshack.com)  
(210) 858-6882

Lance Skok, Owner  
210-893-2391  
lance.skok@gunshack.com

15241 Bandera Rd.  
Helotes, TX 78023

Fax: (877) 678-7779

Paid Thru Aug 2024

Paid Thru Sept 2024



JANET SHIRES

Owner

Mon-Sat 10AM-6PM  
FAA Testing Center  
Flight Simulator Rental  
(210) 524-9525

600 Sandau Rd., Suite 100  
San Antonio, TX 78216  
email: [pilotshop@aol.com](mailto:pilotshop@aol.com)  
[www.thepilotshoppe.com](http://www.thepilotshoppe.com)

Paid Thru August 2024



Richard B. Hecker, D.O.  
Senior Aviation Medical Examiner  
FAA HIMS / IMS AME

Ascend Dragon  
AVIATION

CP: (210) 391-1072      SCHEDULING: [SA-AME.COM](http://SA-AME.COM)  
Fax: (830) 980-8866      29890 Bulverde Lane  
Email: [faaexamdoc@yahoo.com](mailto:faaexamdoc@yahoo.com)      Bulverde, TX 78163

Paid Thru August 2024



Richard B. Hecker, D.O.  
Senior Aviation Medical Examiner  
FAA HIMS / IMS AME

SCHEDULING PORTAL: [SA-AME.COM](http://SA-AME.COM)

5108 Broadway  
Suite 203  
San Antonio, TX 78209

Office: (210)226-2485  
Fax: (210) 957-0882  
Email: [faaexamdoc@yahoo.com](mailto:faaexamdoc@yahoo.com)

Paid Thru Sept 2024



2376 Bulverde Road, Suite 112  
Bulverde, TX 78163-4593  
(830) 386-4236  
(210) 745-1750  
Fax (830) 515-5941

GERALD SABOE DO MPH COL USAF RET  
CHARLES R. FISHER JR. MD MPH COL USAF RET  
Specialists in Aerospace Medicine  
FAA Senior AME  
Make appointment at [www.saboeavmed.com](http://www.saboeavmed.com)

## Your Ad Here!

Contact the Newsletter Editor for details

[ea35news@gmail.com](mailto:ea35news@gmail.com)

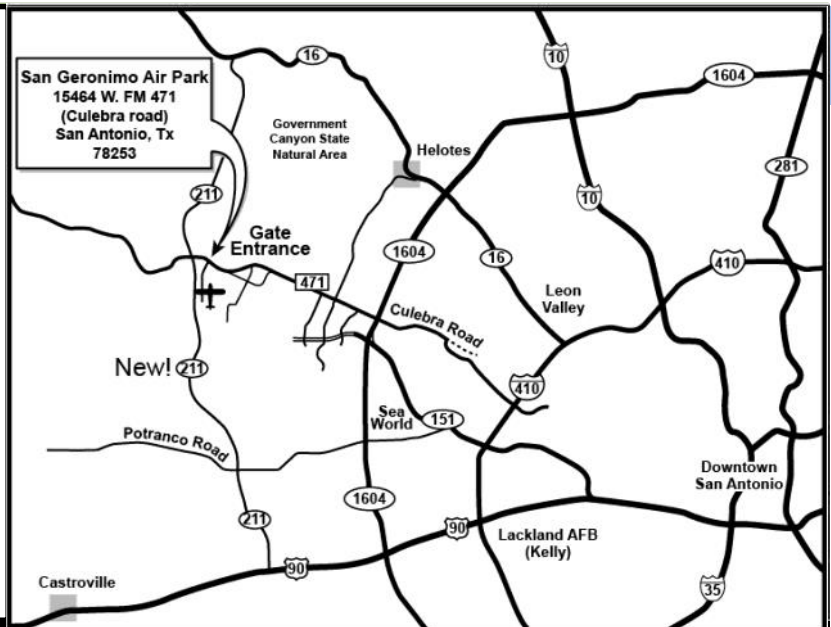
## ***NEXT EVENT***

***October 14***

***1000 VMC 1000***

***1100 Solar Eclipse Party***

***Chapter Clubhouse***



EAA Chapter 35 is part of the worldwide network of EAA chapters. EAA embodies the spirit of aviation through the world's most engaged community of aviation enthusiasts. EAA's 170,000 plus members enjoy the fun and camaraderie of sharing their passion for flying, building and restoring recreational aircraft. Our clubhouse and building facilities are located at San Geronimo Airpark (8T8) located off FM 471 (Culebra Rd) West of San Antonio.

For over 60 years Chapter 35 has represented aviators of creativity who share a passion for flying. Come join us!

[Click Here for Link to 8T8 on AirNav.com](#)

Ron O'Dea, Membership Chairman  
15464 FM 471 W., #14  
San Antonio, TX 78253

Paste Address Label Here

***Runway 35—The Official Newsletter of EAA Chapter 35, San Antonio, Texas***

***www.eaa35.org & [www.facebook.com/ea35/](https://www.facebook.com/ea35/)***



## THINKING OF CHRISTMAS?

### HAWAIIAN STYLE SHIRTS WITH YOUR AIRPLANE!

Chapter president Chuck Fisher has a new offering that we will sell through the chapter Country Store. Customized Hawaiian Shirts and Sundresses!

These shirts are available in men's and women's styles, a wide variety of backgrounds and can be customized with up to 4 photos of your aircraft. If you have more than that...you can send a photo of several aircraft together. It is also possible to order a design that features Chapter and San Geronimo air-park images if you'd rather.

An order form is included in this newsletter and will be available at the country store.

Simply select what type of shirt or dress you want. Select from one of the sample designs or tell us your favorite color combinations. Scan and send the form and any photos you want on the shirts to chuck (president@eaa35.org). Chuck will design the garment and order it right away. You'll pay and pick up the finished ones at the next gathering from the country store.

These will run \$50 each. And of course, all proceeds go to the chapter. Order now for



### Your Input Sought

Each year we hold a holiday luncheon and gift exchange. We are making plans now for the event. We have held a catered meal the past two years that has been well-received, and our caterer, a chapter 35 supporter, has offered to do so again.

If you have thoughts or ideas for the event, entertainment, food items or other suggestions, please send them to vicepresident@eaa35.org.

**ORDER FORM FOR CHAPTER 35 CUSTOM GARMENTS**

**Hawaiian Shirt**

*Sizes run true when new. These are supposed to be comfortable...so don't be embarrassed to order a size up!*

**Men's**

\_\_\_ (number) S  
 \_\_\_ (number) M  
 \_\_\_ (number) L  
 \_\_\_ (number) XL  
 \_\_\_ (number) XXL  
 \_\_\_ (number) Other \_\_\_\_\_

**Women's**

\_\_\_ (number) S  
 \_\_\_ (number) M  
 \_\_\_ (number) L  
 \_\_\_ (number) XL  
 \_\_\_ (number) XXL  
 \_\_\_ (number) Other \_\_\_\_\_

**Preferred Background Color**

\_\_\_ Black  
 \_\_\_ White  
 Pocket (if available) Y \_\_\_ N \_\_\_  
 style # \_\_\_\_\_ or color theme \_\_\_\_\_

**Preferred Background Color**

\_\_\_ Black  
 \_\_\_ White  
 \_\_\_ other \_\_\_\_\_  
 style # \_\_\_ or color theme \_\_\_\_\_



Style M1 (no pocket)

Style M2 (no pocket)

Style M3

Style M4



Style W1

Style W2

Style W3

Style W4

**Additional Images:**

\_\_\_ My Aircraft (up to 5 depending on design)

Send JPG or PNG files to [president@eaa35.org](mailto:president@eaa35.org)

\_\_\_ Texas with San Geronimo

\_\_\_ Chapter/San Geronimo Images *only*

EAA Chapter 35



**\$50 each garment. Total Due \$ \_\_\_\_\_**

**Pay to EAA35 Country Store**

### Sun-Dress

#### Women's

- (number) S
- (number) M
- (number) L
- (number) XL
- (number) XXL
- (number) Other

#### Preferred Background Color

- Black
  - White
  - other
- Style #  or color theme



SD1

SD2

SD3

SD4



SD5

SD6

SD7

SD8

I can't find what I want but my favorite colors are

#### Additional Images:

- Texas with San Geronimo
- Chapter/San Geronimo Images *only*
- My Aircraft (up to 5 depending on design)  
Send JPG or PNG files to [president@eaa35.org](mailto:president@eaa35.org)



\$50 each garment. Total Due \$

Pay to EAA35 Country Store

# ALL You Need to Keep it Looking New!

Water-Based, Non-Corrosive, Alcohol & Ammonia Free. Meets Boeing Aircraft Spec. D6-17487P & D6-7127M



**Wash Wax ALL**  
All purpose cleaner/wax that you can safely use on everything you clean. Leaves an anti-static protective coating on aircraft, cars, boats, motorcycles, and RVs. Lifts dirt without scratching.  
**Spray On - Wipe Dry**



**Wash Wax ALL Degreaser**  
All purpose Degreaser/wax that you can safely use for those tough, greasy, oily cleaning jobs such as, aircraft engine and exhaust areas, landing gear, car wheels and tires, boat transom and water line. Removes dirt and black streaks without scratching.  
**Spray On - Wipe Dry**



**Belly Wash**  
The quickest and easiest way to clean the dirtiest aircraft bellies, engine areas, and landing gear. Safely removes grease, oil, hydraulic fluid, and exhaust soot without scratching the surface.  
**Spray On - Wipe Dry**



**PlexALL**  
leaves an anti-static protective coating on all aircraft windows, both plastic and heated glass. Plex ALL is also safe to use on cockpit instruments and displays.  
**Spray On - Wipe Dry**

**NEW**

**Waterless Wash Wax Mop - Faster, Easier, Safer.**

**NEW**

The only mop with two sides, one wet and one dry. Now you can waterless wash and wax with the reach and leverage of an extension pole. This allows you to clean a much larger area faster and with less effort, while also eliminating the safety hazards associated with constantly climbing and moving a ladder. Our customers report time savings of up to 50% over waterless hand application.



**Aero Scrubber**  
Soft, non-scratching, long-lasting reusable scrubber pad. Use with Wash Wax ALL for removing bugs from leading edges and for tough cleaning jobs such as aircraft bellies and engine areas.



**Aero Towel**  
All purpose microfiber towel. Super soft, absorbent, long-lasting, and lint-free. The best towel for all of your cleaning needs.



**AeroDiaper**  
Soft, absorbent, lint-free, 100% cotton 1-ply diaper for all your cleaning and polishing needs.

**Close-Out Supplies Limited! Get them Now!**



**Waterless Wash Wax Mop Starter Kit**  
All you need to get started with the new Wash Wax Mop.



**Starter Kit**  
All you need to get started with Wash Wax ALL.



**Leather/Vinyl Kit**  
All you need to clean, restore and protect leather and vinyl in one kit.



**Cabin Cleaner**  
Cleans and removes beverage spills and stains from carpets, seats, tray tables, side panels, cockpit, and galleys.



**SafeSolv**  
All purpose citrus solvent. Removes tar, oil, hydraulic fluid, adhesives, and gum. A safe, effective, alternative to toxic chemicals that is safe to use on paint, plastic, glass, bare metal, carpet, and seats.



**Leather Soap**  
Safely and gently cleans leather and vinyl. Removes dirt, grime, body oils, and lotions.



**Leather Care**  
Restores, moisturizes, conditions, and protects leather and vinyl. Repels dust and dirt without leaving oily residue. Provides long lasting protection.



**Rubber Care**  
Easy to use water-based rubber and de-ice boot care product. Restores and protects rubber, giving that new semi-gloss look, without leaving an oily residue. Excellent on weather stripping, tires or any rubber or plastic item.



**Water Spot Remover**  
Quick, easy, safe way to remove hard water spots from paint, plastic, vinyl, clear coat, gel-coat, bare metal, and other hard surfaces. Use Wash Wax ALL to prevent hard water spots.



**PolishALL**  
Easy-on, easy-off liquid polish. Removes oxidation and fine scratches from paint, plastic, aluminum, silver, and other metals. Can be used by hand or with power polisher.



**Wash Wax Clay**  
Safely removes surface contaminants allowing wax to bond better. Removes overspray, tree sap, acid rain, & rail dust. Safe to use on paint, plastic, glass, chrome, gelcoat, and other hard surfaces.



**Sold By: THE EAA CHAPTER 35 COUNTRY STORE**

©2010 San Antonio, Texas