




ITT

Interconnect Solutions

Cannon D Subminiature Metal Backshells D*FM Series



Engineered for life

D Subminiature Metal Backshell

The new Cannon Metal Backshells D*FM series for D-Subminiature Connectors offers protection from magnetic and radio interferences to cable assemblies.

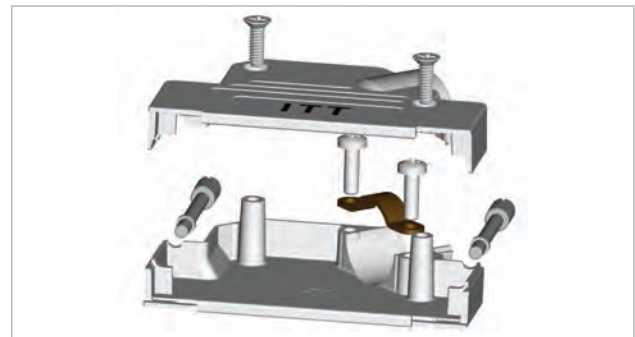
This backshell series is characterized by simple assembly and fit for industrial and telecom applications.

Product Features:

- Minimisation of interference from electromagnetic and RF sources
- Quick and simple assembly
- No crimp ferrule tooling needed
- Material: Zinc, blue chromated
- Size 9, 15 and 50 available from January 2009
- Size 25 and 37 available from March 2009
- Unique metal filled plastic cable strain relief guarantees 360° shielding
- RoHS compliant
- -40 - +120°C temperature range

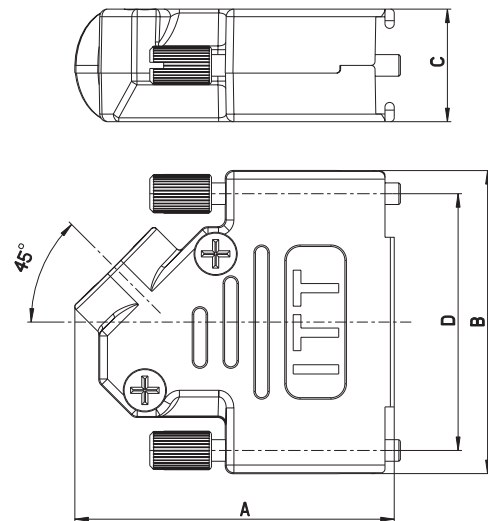
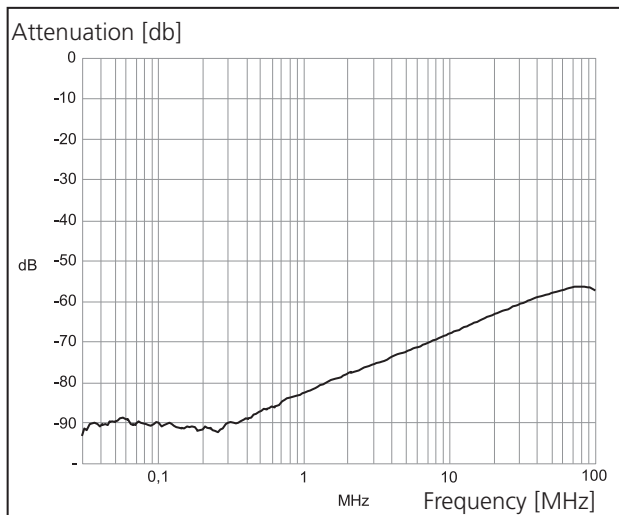


Size 15



Size 50

Attenuation curve



	A	B	C	D	Cable Diameter
Size 9	37,5mm [1,476inch]	35,5mm [1,398inch]	14,6mm [0,575inch]		4 - 9mm
Size 15	41,5mm [1,634inch]	39,5mm [1,555inch]	14,6mm [0,575inch]	33,3mm [1,311inch]	4 - 9mm
Size 25	41,5mm [1,634inch]	53,5mm [2,106inch]	14,5mm [0,571inch]	47,0mm [1,850inch]	4 - 9mm
Size 37	41,5mm [1,634inch]	70,0mm [2,756inch]	14,5mm [0,571inch]	63,5mm [2,500inch]	4 - 9mm
Size 50	45,0mm [1,772inch]	67,5mm [2,657inch]	19,8mm [0,780inch]	61,0mm [2,402inch]	13-16mm

D Subminiature Metal Backshell

PART NUMBER CONFIGURATOR

Series

D-Sub

Shell size

E, A, B, C, D

Frame Series

Frame Metal

Mounting method

E --> jack screw thread 4-40UNC

X --> jack screw thread M3

D B FM E - 100

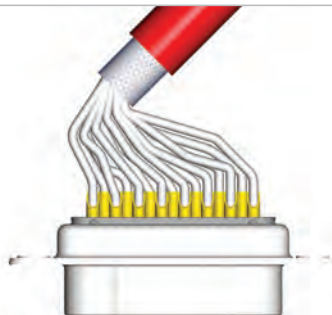
Size 9 Backshell: Kit consists of 1 front shell, 1 rear shell, 4 strain reliefs, 2 mounting crosshead screws, 1 jack screw
 Size 15, 25, 37 Backshell: Kit consists of 1 front shell, 1 rear shell, 4 strain reliefs, 2 mounting crosshead screws, 2 jack screws
 Size 50 Backshell: Kit consists of 1 front shell, 1 rear shell, 1 cable clamp, 4 mounting crosshead screws, 2 jack screws

Assembly instruction

Size 9, 15, 25, 37



Use two halves of strain relief
(different sizes can be mixed)




Strip cable 18mm and shape
cable to two pigtails




Attach the strain relief around
the cable



Bend cable shielding back on
outside of strain relief



Mount connector and cable into
the backshell



Assemble the other half
(screwing force: 100-120 Ncm)



ITT

Customer Support Locations

CHINA

Tuopandun Industrial Area, Jinda Cheng,
Xiner Village, Shajing Town,
Baoan District, Shenzhen City,
Guangdong, China 518125
phone: +86.755.2726.7238
fax: +86.755.2726.7515

GERMANY

Cannonstrasse 1
Weinstadt, 71384
phone: +49.7151.699.0
fax: +49.7151.699.217

FRANCE

15, Boulevard Robert Thiboust
Serris, France 77700
phone: +33.1.60.04.93.93
fax: +33.1.60.04.93.90

HONG KONG

Units 2405-6, 24/F, ING Tower
308 Des Voeux Road
Central Hong Kong
phone: +852.2732.2720
fax: +852.2732.2919

ITALY

Corso Europa 41/43
Lainate (MI), Italy 20020
phone: +39.02938721
fax: +39.0293872300

JAPAN

11-3, 5 Chome, Hibarigaoka, Zama-shi
Kanagawa, Japan 228-0003
phone: +81.462.57.2010
fax: +81.462.57.1680

UK

Jays Close, Viabes Estate
Basingstoke, RG22 4BA
phone: +44.1256.311200
fax: +44.1256.323356

USA

666 East Dyer Road
Santa Ana, CA 92705
toll free: 1.800.854.3028
phone: +1.714.557.4700
fax: +1.714.628.2142