



182 FLYER

Memphis, TN

October 2020



Photo by Sol Radford

OCTOBER 2020

INSIDE THIS ISSUE

President's Column	2
Maintenance Corner	3
Secretary's Corner	4
Note from the Editor	5
EAA 182 Store	6
Member News	7
Bulletin Board	8
Memphis Aviation History	9

2020 CALENDAR

FORMAL EAA 182 CHAPTER MEETINGS
CANCELED UNTIL FURTHER NOTICE DUE
TO COVID

SEE NOTE FROM THE EDITOR FOR
INFORMATION ON ALTERNATIVE
GATHERINGS

President's Column

Hello y'all!

The COVID-19 still has a grip on our activities and is slowing us down in our daily life. It seems that the restrictions have been lowered and we will try to meet at the end of the month at McNabb strip. There will be a Halloween/corn roast set-up and we are invited to join. We will have a short meeting before the event starts to give you an update with chapter issues. Please follow mandatory safety rules to protect you and the other members.

Fortunately, we have some good things going on and I can report that we have another new member, Carlo Oates, who owns an Ultralight Pioneer Flightstar. He wants to restore it after it's been sitting in Bill Starnes' hangar in West Memphis for about 20 years. He has his Kawasaki engine restored already and I will help him to get new sails on his wings. The hardware needs to be replaced as it shows massive corrosion.

Another milestone happened just a week ago when Sol flew his beautifully restored Chipmunk the first time and everything went flawless.

A few days ago, we saw a nice Archer landing at Charles Baker Airport transferred by Matt Richards from Indianapolis to his new owners, Mitch and Joshua McLaine. They will start learning to fly and their intention is to bring it into the existing flying club as an add-on.

I connected our new member, Zach Young, who is building a RV-10, with Terry Peters who has a RV-10 to exchange experience and it was just the right time as Terry did his annual so there was a closer look possible.

Frank Civera is helping me troubleshoot the Pipistrel Taurus - a side-by-side motor glider - that has an electronic glitch and we hope to find a solution. Thanks a lot to Frank for spending his time with this high complex unit.

At the end of August I did a pre-buy inspection for the new owner of the RV-12, Marcelle and Andrew Bink at Hernando Airpark. The RV-12 now has a new home in Tucson, AZ.

There is another airplane for sale at Hernando Airpark, too. It is the Pietenpol of Tom Harp. Find more info on our Bulletin Board in our newsletter.

Our member, Bob Buls, had to remove his Velocity project from his hangar that he paid rent for 11 years within 30 days as the hangars are taken over by the Airport Authority. Their new lease agreements don't allow to build airplanes in their hangars. Thankfully, Charlie Darnell, our "man to go to", offered him a spot in his hangar to store the plane till it is sold. Interesting is that there are now hangars sitting empty for over a month.

Where are all the planes on their waiting list? It is a very bad move by the city to restrict airplane building in their hangars. Not every pilot is able to buy expensive airplanes but needs a chance to build his own to get an affordable plane. We should discuss some action on this issue soon.

Stay healthy and build-on.

Blue skies,

Gerhard Schubert

President EAA 182 Memphis




Photo by Gerhard Schubert

Maintenance Corner

Need a third hand?

Have you ever needed an extra set of hands when you're knee-deep in building your airplane project? We're digging into the archives and pulling out some old tips and tricks our chapter members have shared with us over the years. This month, we're providing you with a third hand, so to speak, for holding small parts so you can work with them.

Taking 3-6 strands of copper wire, strip 3" of insulation from the small clamp end and 1/2" from the large clamp end. Twist wire tightly and insert it in a large electrical terminal end. Squeeze the terminals in a vise (hand squeezing won't apply enough pressure). Secure wire to the front of the large clamp end and the rear of the small clamp end with screws. Place the large clamp end in any convenient place, bend the wire to move the small clamp end to hold a tab for welding or a part for gluing.



For technical questions, check out our technical counselor contact page on our website at: chapters.eaa.org/eea182/technical-counselors

We're always looking for maintenance content to put in our newsletter! If you have a tip you'd like to share whether it's something you did, something someone else did, or just something you ran across online, drop us a line at eea182memphis@gmail.com and we'll put it in a future newsletter!

Secretary's Corner

Reminder that memberships were due January 1st. We need these dues to help pay for our EAA National Membership and insurance. Dues are \$35 for individuals and \$45 for a joint membership which includes 2 people, same household, spouse or partner, plus all children under 18 years of age.

Please send checks to:

EAA Chapter 182,
c/o Frank Civera
3085 Stage Post Suite 4
Bartlett, TN 38133

Also, reminder you if you completed the EAA Youth Protection Program for Young Eagles to please check your renewal date as we hope to have another good Young Eagles year this year.

CAVOK and Tail Winds,
Gary



Note from the Editor

October is one of the best months for flying. The humidity is gone, the skies are clear, and the temperatures are perfect.

If you're looking for fun fall places to fly to, Dennis Long generously provides a list via Yahoo Groups each week of local flying destinations. Yahoo is a little tricky these days, but the email to subscribe is msff-subscribe@yahoogroups.com. You can also check out <https://www.funplacestofly.com/> and subscribe to their newsletter to keep up-to-date of local get-togethers. Be sure to contact your destination before you head out in case something has changed. You can also check out Dennis' Facebook page for updates and his latest Aeroprakt adventures.

WE HAVE A NEW WEBSITE!

The url is chapters.eaa.org/aaa182

I'm working on getting our new website updated so if you have any questions or input, please let me know. I'll be adding to the website steadily so keep checking back for new content!

I value your input on our newsletter! This is our chapter and our newsletter so we want it to fit our needs. If you have anything aviation-related for sale, let me know and I can post it for you. We love hearing about everyone's projects and flying adventures so if you have a story and/or a photo, let me know and I'll share it on our Member News newsletter page. The deadline for content is the first Friday of each month. You can email, text, or message me on Facebook.

Happy Flying!
Rhea Lawton

EAA 182 STORE

Coozies - \$5.00



Want a calendar??

We will be able to order some calendars for 2021 (see pic to the left). They'll be under \$10. If you think you might want one, click the link below to take a quick, one-question survey.

<https://www.surveymonkey.com/r/TW6MNVR>

T-shirts - \$15.00


The t-shirts are customizable. Email us at eaal82memphis@gmail.com with size and name.



Member News

Halloween Fly-In!

Don't forget the Halloween fly-in at Mark McNabb's airstrip on October 31st! 11am. A food truck will be generously provided by Beverly Gray, and corn roasted by Eddie Brewer.




Sol's Chipmunk has flown! Veteran pilot Rick Finney took it up for a spin to test things out. It has tons of torque, but took off in 500 ft at 2000 rpm. That same rpm at 2000 ft put the Chipmunk at 145mph, indicated and at 2400 ft, it cruised at 180 mph, indicated. The 310 hp, IO-540 was built by Richard Starnes and it'll go to John Mosley in Clinton, MS for paint. Congratulations on a successful first flight!



Photo by
Eddie
Brewer

The 99s hosted a Cessna 195 fly-in at Fayette County (KFYE) airport this past weekend. The weather was beautiful and of course, there's no such thing as an ugly 195. A few of our members showed up and took a few snapshots.



Photos by
Sol Radford

Bulletin Board

FOR SALE!

2 Ton Engine Lift: Practically New, Owner's Manual, Castoring Wheels, Retails for \$299 new, Asking \$125.

Located at 2M8, Hanger 5549, far southwest side of field. Call Kevin Price (703) 296-5282.

Would you like to have a beautiful painting of your airplane? Contact Margaret below and check out her gallery on Facebook.

FOR SALE! Pietenpol Aircamper w/C-85, under 50 hrs, recent 100-hr inspection, good condition, hangared at Hernando Airpark. \$11,000. Contact Tom Harp (662) 469-2006



Memphis Aviation History

It's fun talking about the history of aviation in our area and every once in a while, I'll run across a cool little article. I shared one below. Those of us who remember Mr. Quenichet will enjoy this one. Taken from The Germantown Star, Sept. 18, 1969.

Kiwanis Club Informed On Flying

The idea that flying your own plane is practical only for the wealthy was questioned Thursday morning at a meeting of the Germantown Kiwanis Club at Germantown Methodist Church.

Bringing the Kiwanians up to date on the progress of private aviation was Jim Quenichet, a flight instructor in private aircraft at Memphis Municipal Airport.

Mr. Quenichet presented a 30-minute film on the theme, "Enjoy life by flying."

The film sought to show that the thrills of piloting

a plane also were available to people with relatively small incomes.

Mr. Quenichet was introduced by Bruce Law, program chairman for September.

Walter Little of the Downtown Memphis Kiwanis club was a special guest.

At a meeting of the incoming board of directors, James England of 1601 Brookside was elected secretary of the club for a one year term. He will begin his duties on October 1.

President Glenn Millar presided at the meeting of the club.